



Club Health Assessment for DISTRICT 3241 A through January 2026

			Status	Membership						Reports				Finance	LCIF	
Club Number	Club Name	Charter Date	Times in Status Quo in Past 2 Years	Current Member Count **	YTD Members Added	YTD Members Dropped	YTD Net Growth% ***	Member Count 1 Year Ago	Dropped Members Avg.Length of Service	Months Since Membership Update	Current Officers Reported ****	Current President Repeated Term	VP Reported *****	Last Date Reported Service (mm/yyyy)	Account Balance	YTD Donations
Clubs less than two years old																
186933	Ambattur Pride	07/25/2025	Active	22	22	0	100.00%	0		0	Y			01/2026	90+ Days	\$58.19
183319	Anna Nagar Arumbakkam	08/01/2025	Status Quo(1)	20	20	0	100.00%	0		5	Y			08/2025	90+ Days	
185564	Avadi Pride	07/25/2025	Active	20	20	0	100.00%	0		6	Y			08/2025		
189903	Chennai Anagaputhur	09/22/2025	Active	20	20	0	100.00%	0		4	Y				90+ Days	
192109	Chennai Anna Nagar Achievers	01/19/2026	Newly Chartered	22	22	0	100.00%	0		0	Y					
175497	Chennai Central Chrompet	08/29/2024	Status Quo(1)	59	36	1	145.83%	25	0	2	Y			11/2025	90+ Days	
180236	Chennai Chromepet Supreme	02/03/2025	Active	16	1	0	6.67%	0		4	Y	2	N	01/2026		
191992	Chennai Friends Okkiyampettai	12/31/2025	Newly Chartered	20	20	0	100.00%	0		1	Y					
190354	Chennai Hasthinapuram Pride	09/29/2025	Active	20	20	0	100.00%	0		4	Y			11/2025		
190462	Chennai Kavanagarai Star	10/28/2025	Active	20	20	0	100.00%	0		2	Y			11/2025		
190443	Chennai Kovilambakkam	09/30/2025	Active	20	20	0	100.00%	0		4	Y					
190379	Chennai Lake View City	09/30/2025	Active	21	21	0	100.00%	0		3	Y			01/2026		
181064	Chennai Legal Kings	03/31/2025	Active	19	1	2	-5.00%	0	1	1	Y	2		12/2025		
176795	Chennai Maartram	09/06/2024	Cancelled(8*)	0	2	33	-100.00%	27	2	4	N	None		07/2025	90+ Days	
190493	Chennai Muthamizh	09/30/2025	Active	20	20	0	100.00%	0		4	Y					
181507	Chennai Nanmangalam Princess	03/28/2025	Active	15	6	11	-25.00%	0	2	1	Y	2	N	01/2026		
190220	Chennai Ponneri Glorious	09/29/2025	Active	20	20	0	100.00%	0		3	Y			01/2026		
190339	Chennai Pride Friends	09/24/2025	Active	20	25	5	100.00%	0	0	1	Y			01/2026		
190477	Chennai Pride Kings	12/04/2025	Newly Chartered	20	20	0	100.00%	0		1	Y					
190330	Chennai Pride Warriors	09/30/2025	Active	20	20	0	100.00%	0		4	Y			10/2025		
181069	Chennai Puzhal City	03/31/2025	Active(1)	21	0	0	0.00%	0		1	Y	2				
190234	Chennai Redhills King	09/22/2025	Active	20	21	1	100.00%	0	5	1	Y		N	11/2025	90+ Days	
181635	Chennai Sevvapet	04/16/2025	Status Quo(1)	51	36	5	155.00%	0	0	2	Y	2		01/2026	90+ Days	
190030	Chennai Social Stars	09/29/2025	Active	11	20	9	100.00%	0	0	0	Y			12/2025		
177671	Chennai Tambaram Esteem	09/02/2024	Active	24	2	3	-4.00%	24	1	4	Y		N	01/2026		\$1,000.00



Club Health Assessment for DISTRICT 3241 A through January 2026

			Status	Membership					Reports					Finance	LCIF	
Club Number	Club Name	Charter Date	Times in Status Quo in Past 2 Years	Current Member Count **	YTD Members Added	YTD Members Dropped	YTD Net Growth% ***	Member Count 1 Year Ago	Dropped Members Avg.Length of Service	Months Since Membership Update	Current Officers Reported ****	Current President Repeated Term	VP Reported *****	Last Date Reported Service (mm/yyyy)	Account Balance	YTD Donations
Exc Award (06/30/2025)																
183214	Chennai Tambaram Kadaperi	07/25/2025	Active	20	20	0	100.00%	0		6	Y			09/2025	90+ Days	
190345	Chennai Thatchoor Melvin Jones	09/30/2025	Active	23	23	0	100.00%	0		1	Y			01/2026		\$17.46
177413	Chennai Virugai Blue Ocean	10/03/2024	Active(1)	16	2	0	14.29%	20		6	Y	2				
175671	Choolai Fortune	08/22/2024	Cancelled(8*)	0	0	20	-100.00%	20	1	17	N	None		10/2025	90+ Days	
187214	Nookampalayam	07/25/2025	Active	20	20	0	100.00%	0		6	Y				90+ Days	
186696	Thatchoor Super Kings	07/25/2025	Active	26	28	2	100.00%	0	0	2	Y			01/2026	90+ Days	\$52.38
157509	Thiruvottiyur PVS Prime	05/22/2024	Active	29	2	2	0.00%	27	5	2	Y		N	10/2025		
Clubs more than two years old																
143757	Ambattur Greater	12/29/2020	Active	46	6	9	-6.12%	55	2	0	Y			01/2026		\$973.58
Exc Award (06/30/2021, 06/30/2022, 06/30/2024, 06/30/2025)																
26412	AVADI	02/26/1970	Active	153	16	10	4.08%	153	7	0	Y		N	01/2026		\$3,000.00
Exc Award (06/30/2018, 06/30/2020, 06/30/2025)																
140885	Avadi Market	02/25/2020	Active(2)	33	14	1	65.00%	24	5	6	Y			01/2026		\$1,034.92
138797	Chennai A R Karanodai	08/08/2019	Active(2)	17	7	5	13.33%	0	4	1	N	None		12/2025		
Exc Award (06/30/2020)																
110618	CHENNAI AADHAVAN ARUMBAKKAM	04/25/2011	Active	48	4	5	-2.04%	69	31	1	Y	2		12/2025		
Exc Award (06/30/2018, 06/30/2024)																
108527	CHENNAI AANANDAM RAZACK GARDEN	06/08/2010	Active(2)	15	1	1	0.00%	16	14	3	Y	2	R	07/2025		
Exc Award (06/30/2018, 06/30/2019, 06/30/2021, 06/30/2023)																
97152	CHENNAI ABHIMAANN THANDALAAM	05/18/2006	Active(1)	7	0	8	-53.33%	15	5	1	N	2		09/2025		
Exc Award (06/30/2021)																
63681	CHENNAI AGARAM	11/08/2000	Active	32	3	19	-33.33%	50	11	1	Y		N	07/2025		
Exc Award (06/30/2016, 06/30/2025)																
120412	Chennai Alapakkam Porur	09/26/2013	Active	18	1	7	-25.00%	24	7	1	Y			11/2025		\$665.00
Exc Award (06/30/2018, 06/30/2021)																
116652	CHENNAI ALPHA CITY	04/27/2012	Active	34	2	0	6.25%	36		5	Y		R	09/2025	90+ Days	\$1,000.00
Exc Award (06/30/2025)																



Club Health Assessment for DISTRICT 3241 A through January 2026

			Status	Membership						Reports				Finance	LCIF	
Club Number	Club Name	Charter Date	Times in Status Quo in Past 2 Years	Current Member Count **	YTD Members Added	YTD Members Dropped	YTD Net Growth***	Member Count 1 Year Ago	Dropped Members Avg.Length of Service	Months Since Membership Update	Current Officers Reported ****	Current President Repeated Term	VP Reported *****	Last Date Reported Service (mm/yyyy)	Account Balance	YTD Donations
60920	CHENNAI AMBASSADORS	06/22/1998	Active	14	5	0	55.56%	17		1	Y	2	N	08/2025		
	Exc Award (06/30/2016, 06/30/2018, 06/30/2021)															
110447	CHENNAI BALAMURUGAN NAGAR	03/07/2011	Active(1)	34	12	0	54.55%	31		0	Y		N	11/2025		\$678.54
	Exc Award (06/30/2016, 06/30/2024)															
132083	Chennai Centennial Madipakkam	07/03/2017	Active	39	7	1	18.18%	44	2	1	Y			01/2026		\$467.00
	Exc Award (06/30/2018, 06/30/2022, 06/30/2024)															
133253	Chennai Centennial Sholavaram	11/29/2017	Active	20	13	2	122.22%	14	5	3	Y			01/2026		\$1,000.00
	Exc Award (06/30/2021)															
139978	Chennai Central Gummidipoondi	11/04/2019	Active(1)	66	13	2	20.00%	51	1	1	Y	2	R	01/2026		\$2,040.74
	Exc Award (06/30/2021, 06/30/2023, 06/30/2024)															
66603	CHENNAI CENTRAL HASTHINAPURAM	09/06/2002	Active	36	6	10	-10.00%	41	4	0	Y		N	01/2026		\$666.46
	Exc Award (06/30/2016, 06/30/2018, 06/30/2022, 06/30/2025)															
120250	Chennai Central Kolathur	09/04/2013	Active	33	3	8	-13.16%	39	7	1	Y		N	01/2026		\$2,468.37
	Exc Award (06/30/2016, 06/30/2021, 06/30/2025)															
100372	CHENNAI CHEMMANCHERI	10/11/2007	Active(1)	13	0	0	0.00%	13		26	N	None		08/2023		
104846	CHENNAI CHITLAPAKKAM EAST	03/02/2009	Active	27	1	0	3.85%	28		4	Y			07/2025		
	Exc Award (06/30/2018, 06/30/2021)															
100417	CHENNAI CHROME PET EAST	10/23/2007	Active	5	0	0	0.00%	5		17	N	None		09/2023	90+ Days	
	Exc Award (06/30/2019)															
65472	CHENNAI CHROME PET WEST	06/13/2002	Active	34	2	0	6.25%	37		5	Y			10/2025		\$29.10
	Exc Award (06/30/2016, 06/30/2018, 06/30/2022)															
133254	Chennai Damu Krishna Nagar	11/29/2017	Active	20	1	0	5.26%	19		4	Y			11/2025		\$342.65
	Exc Award (06/30/2018, 06/30/2022)															
148395	Chennai Devendrar Nagar	09/27/2021	Active	24	2	7	-17.24%	29	3	1	Y		N	01/2026		\$58.19
	Exc Award (06/30/2025)															
144366	Chennai Ever Green Karayanchavadi	12/31/2020	Active	22	3	2	4.76%	20	3	5	Y	2		10/2025		



Club Health Assessment for DISTRICT 3241 A through January 2026

			Status	Membership						Reports				Finance		LCIF
Club Number	Club Name	Charter Date	Times in Status Quo in Past 2 Years	Current Member Count **	YTD Members Added	YTD Members Dropped	YTD Net Growth% ***	Member Count 1 Year Ago	Dropped Members Avg.Length of Service	Months Since Membership Update	Current Officers Reported ****	Current President Repeated Term	VP Reported *****	Last Date Reported Service (mm/yyyy)	Account Balance	YTD Donations
119229	CHENNAI GOLDEN KORATTUR Exc Award (06/30/2016, 06/30/2018)	04/25/2013	Active(1)	20	0	0	0.00%	32		7	Y		N	09/2025		\$17.46
130485	Chennai Golden Madipakkam Exc Award (06/30/2018)	03/29/2017	Active(2)	22	10	4	37.50%	18	0	0	N	None		09/2025		\$11.64
105855	CHENNAI GOLDEN VALASARAVAKKAM Exc Award (06/30/2020, 06/30/2021, 06/30/2023, 06/30/2024)	06/29/2009	Active	54	1	0	1.89%	53		4	Y	2		08/2025		\$1,425.00
108425	CHENNAI GREATER CHROMPET Exc Award (06/30/2020)	06/08/2010	Active	47	4	4	0.00%	50	4	1	Y		N	01/2026		\$504.80
143656	Chennai Greater Lakshmiapuram Exc Award (06/30/2021, 06/30/2024)	12/29/2020	Active	6	1	0	20.00%	6		4	Y			08/2025		
132135	Chennai Greater Moovarasampet Exc Award (06/30/2018, 06/30/2020, 06/30/2021, 06/30/2025)	07/03/2017	Active	23	2	1	4.55%	21	2	5	Y		N	01/2026	90+ Days	
63701	CHENNAI GUMMIDIPOONDI Exc Award (06/30/2016, 06/30/2018, 06/30/2020, 06/30/2021, 06/30/2024, 06/30/2025)	11/20/2000	Active	62	12	10	3.33%	60	8	0	Y		N	01/2026		\$1,969.29
143683	Chennai Ikkadu Veppampattu Exc Award (06/30/2021)	01/04/2021	Status Quo(1)	5	1	7	-54.55%	12	3	1	Y			10/2025	90+ Days	
108976	CHENNAI INDIRA NAGAR Exc Award (06/30/2019)	07/28/2010	Active	16	0	0	0.00%	0		1	N	2		09/2023		
97242	CHENNAI JAFFERKHANPET Exc Award (06/30/2016, 06/30/2020, 06/30/2024)	06/01/2006	Active	34	2	0	6.25%	33		6	Y		N	01/2026		\$1,021.84
133036	Chennai Jalladianpettai Diamond Exc Award (06/30/2021)	11/09/2017	Cancelled(8*)	0	0	16	-100.00%	16	6	1	N	None		03/2024	90+ Days	
104869	CHENNAI JUDGE COLONY	03/02/2009	Active(1)	11	6	0	120.00%	19		1	Y			08/2023		
106293	CHENNAI KALADIPET Exc Award (06/30/2016, 06/30/2018)	08/18/2009	Active	25	1	6	-16.67%	29	3	1	Y			10/2025		
125249	Chennai Kamaraj Nagar Exc Award (06/30/2016, 06/30/2021)	06/22/2015	Active(1)	34	10	9	3.03%	33	3	1	Y		R	09/2025		
97835	CHENNAI KARAMBAKKAM PORUR	10/17/2006	Active(1)	73	10	5	7.35%	64	6	1	Y		N	01/2026	90+ Days	



Club Health Assessment for DISTRICT 3241 A through January 2026

			Status	Membership						Reports				Finance	LCIF	
Club Number	Club Name	Charter Date	Times in Status Quo in Past 2 Years	Current Member Count **	YTD Members Added	YTD Members Dropped	YTD Net Growth% ***	Member Count 1 Year Ago	Dropped Members Avg.Length of Service	Months Since Membership Update	Current Officers Reported ****	Current President Repeated Term	VP Reported *****	Last Date Reported Service (mm/yyyy)	Account Balance	YTD Donations
98070	Exc Award (06/30/2016, 06/30/2019, 06/30/2021, 06/30/2022, 06/30/2024) CHENNAI KARANODAI	11/28/2006	Active	75	12	2	15.38%	59	1	0	Y		N	01/2026		\$2,712.56
144751	Exc Award (06/30/2016, 06/30/2018, 06/30/2020) Chennai Kathavoor City	01/04/2021	Active(1)	24	11	0	84.62%	13		4	Y			09/2025		
84364	Exc Award (06/30/2021) CHENNAI KEELKATTALAI	11/01/2004	Active	51	10	1	21.43%	44	3	1	Y		N	01/2026		\$128.03
148517	Exc Award (06/30/2020, 06/30/2024) Chennai Keelkattalai Shine	10/01/2021	Active	21	4	2	10.53%	23	6	1	Y		N	09/2025		\$29.10
124455	Chennai Kolathur City	03/23/2015	Active(1)	25	6	0	31.58%	22		4	Y		N	12/2025		
100332	Exc Award (06/30/2016, 06/30/2018, 06/30/2021) CHENNAI KORATTUR	10/04/2007	Active	68	10	20	-12.82%	68	3	1	Y			12/2025		
142123	Exc Award (06/30/2016, 06/30/2019, 06/30/2022, 06/30/2025) Chennai Kovilambakkam Supreme	07/13/2020	Active(1)	16	7	0	77.78%	8		1	Y			01/2026		
64330	CHENNAI KUNRATHUR	05/22/2001	Active	88	10	9	1.15%	99	3	1	Y		N	01/2026		\$1,017.46
100822	Exc Award (06/30/2016, 06/30/2020, 06/30/2025) CHENNAI LAKSHMIPURAM	12/18/2007	Active	17	5	1	30.77%	16	4	2	Y			07/2025		
63671	Exc Award (06/30/2019, 06/30/2020, 06/30/2023) CHENNAI MADAMBAKKAM	11/08/2000	Active(1)	27	1	0	3.85%	26		2	Y	2		07/2025		
141144	Chennai Madhavaram Palm Town	06/08/2020	Active	44	3	0	7.32%	41		0	Y	2		01/2026		\$1,000.00
95071	Exc Award (06/30/2021, 06/30/2022) CHENNAI MADHAVARAM TRUCK TERMINAL	01/17/2006	Active	21	6	0	40.00%	22		4	Y		N	01/2026	90+ Days	
134217	Exc Award (06/30/2018, 06/30/2021, 06/30/2024) Chennai Madipakkam Social Service	04/02/2018	Active(2)	19	2	0	11.76%	18		1	Y			07/2025	90+ Days	
104959	CHENNAI MADURAVOYAL	03/10/2009	Cancelled(8*)	0	0	13	-100.00%	13	5	1	N	None		10/2024	90+ Days	
107013	Exc Award (06/30/2021) CHENNAI MAHALAKSHMI NAGAR	12/11/2009	Active	18	2	0	12.50%	16		4	Y			09/2025		



Club Health Assessment for DISTRICT 3241 A through January 2026

			Status	Membership						Reports				Finance	LCIF	
Club Number	Club Name	Charter Date	Times in Status Quo in Past 2 Years	Current Member Count **	YTD Members Added	YTD Members Dropped	YTD Net Growth% ***	Member Count 1 Year Ago	Dropped Members Avg.Length of Service	Months Since Membership Update	Current Officers Reported ****	Current President Repeated Term	VP Reported *****	Last Date Reported Service (mm/yyyy)	Account Balance	YTD Donations
119231	CHENNAI MAJESTIC VALASARAVAKKAM Exc Award (06/30/2018)	04/29/2013	Active	15	5	0	50.00%	12		2	Y			11/2025		\$1,029.10
128725	Chennai Mannivakkam Exc Award (06/30/2019, 06/30/2020, 06/30/2021, 06/30/2025)	09/12/2016	Active	57	11	4	14.00%	50	3	0	Y		N	01/2026		\$555.90
138658	Chennai Mathiravedu Exc Award (06/30/2024)	06/19/2019	Active(2)	22	2	1	4.76%	0	1	2	Y		N	10/2025	90+ Days	
131818	CHENNAI MAYURI Exc Award (06/30/2018)	07/03/2017	Active	31	5	2	10.71%	29	18	5	Y		N	08/2025		
65054	CHENNAI MEDAVAKKAM Exc Award (06/30/2018, 06/30/2019, 06/30/2024)	03/06/2002	Active	45	3	1	4.65%	46	20	6	Y			10/2024		\$1,000.00
117281	CHENNAI MEDAVAKKAM SUPREME Exc Award (06/30/2018, 06/30/2021, 06/30/2024)	06/22/2012	Active	66	14	2	22.22%	57	2	1	Y		N	01/2026		\$3,123.89
66549	CHENNAI METRO GOLDEN GATE Exc Award (06/30/2019, 06/30/2023)	08/14/2002	Active	5	0	0	0.00%	5		7	Y			09/2023	90+ Days	
144365	Chennai Metro Smile	12/30/2020	Active(1)	7	3	0	75.00%	6		2	Y		IP	12/2025		
137367	Chennai Metro Vision Exc Award (06/30/2021)	02/03/2019	Active	21	6	0	40.00%	17		6	Y		R	10/2025		
67112	CHENNAI MOOVARASAMPET Exc Award (06/30/2019)	01/14/2003	Active	30	4	0	15.38%	26		2	Y			08/2025		\$664.77
64406	CHENNAI MOTHER INDIA Exc Award (06/30/2016, 06/30/2018, 06/30/2019, 06/30/2020, 06/30/2025)	06/12/2001	Active	41	9	3	17.14%	30	6	0	Y		N	01/2026		\$2,017.46
98291	CHENNAI MOUNT CITY Exc Award (06/30/2018, 06/30/2019, 06/30/2020)	01/15/2007	Active	24	3	1	9.09%	22	2	1	Y		R	01/2026		\$1,000.00
142161	Chennai Mylai Temple City Exc Award (06/30/2024)	07/10/2020	Active(1)	11	2	0	22.22%	8		3	Y		N	01/2026		\$367.04
156114	Chennai Namma Karanodai	09/29/2023	Active	19	1	0	5.56%	30		4	Y		N	07/2025	90+ Days	\$664.00
144583	Chennai Nanmangalam Supreme Exc Award (06/30/2021, 06/30/2023, 06/30/2024)	12/31/2020	Active	40	18	9	29.03%	35	2	0	Y			01/2026		\$293.06



Club Health Assessment for DISTRICT 3241 A through January 2026

			Status	Membership					Reports				Finance	LCIF		
Club Number	Club Name	Charter Date	Times in Status Quo in Past 2 Years	Current Member Count **	YTD Members Added	YTD Members Dropped	YTD Net Growth% ***	Member Count 1 Year Ago	Dropped Members Avg.Length of Service	Months Since Membership Update	Current Officers Reported ****	Current President Repeated Term	VP Reported *****	Last Date Reported Service (mm/yyyy)	Account Balance	YTD Donations
97748	CHENNAI NEHRU NAGAR	09/22/2006	Active	36	12	0	50.00%	24		4	Y			01/2026		\$507.32
	Exc Award (06/30/2018, 06/30/2020)															
112045	CHENNAI NEW CENTRAL CHITLAPAKKAM	08/12/2011	Active(1)	4	0	0	0.00%	4		7	N	None		08/2021		
108974	CHENNAI NEW CHROMEPET	07/28/2010	Active(1)	29	7	0	31.82%	23		3	Y			11/2025	90+ Days	
	Exc Award (06/30/2016)															
135481	Chennai New Padappai West	07/17/2018	Cancelled(8*)	0	0	6	-100.00%	7	7	4	N	None		07/2025	90+ Days	
109102	CHENNAI NEW ULLAGARAM	08/20/2010	Active(1)	14	0	0	0.00%	14		15	N	None		11/2024		
	Exc Award (06/30/2018)															
117681	CHENNAI NOOTHENCHERI	08/21/2012	Active	50	2	7	-9.09%	63	7	1	Y		N	07/2025		
	Exc Award (06/30/2016, 06/30/2020, 06/30/2024)															
156905	Chennai Old Mahabalipuram Road Friends	12/27/2023	Active(1)	22	2	0	10.00%	20		6	Y			07/2025		\$11.64
137790	Chennai Oragadam City	04/01/2019	Active(1)	54	29	6	74.19%	31	3	5	Y		N	01/2026		\$1,000.00
	Exc Award (06/30/2021, 06/30/2024)															
119230	CHENNAI OTTIYAMBAKKAM	04/26/2013	Active	22	5	0	29.41%	17		6	N	None		07/2025		\$17.46
	Exc Award (06/30/2018)															
88818	CHENNAI PADI	06/29/2005	Active	9	1	0	12.50%	8		6	N	None		11/2023		
	Exc Award (06/30/2016, 06/30/2018)															
143064	Chennai Padiyanallur	10/05/2020	Active	21	2	12	-32.26%	31	3	0	Y		N	01/2026		\$1,000.00
	Exc Award (06/30/2021, 06/30/2023)															
121030	Chennai Pammal Sammanthanar	12/27/2013	Active	21	1	3	-8.70%	27	6	1	N	None		12/2025		\$17.46
	Exc Award (06/30/2020, 06/30/2022)															
110616	CHENNAI PERAMBUR NORTH	04/04/2011	Active	37	5	10	-11.90%	40	3	1	Y		N	01/2026		\$1,715.03
	Exc Award (06/30/2016, 06/30/2018, 06/30/2019, 06/30/2020, 06/30/2021, 06/30/2022, 06/30/2024, 06/30/2025)															
155127	Chennai Ponmanam	08/03/2023	Active	24	6	0	33.33%	17		3	Y			01/2026		\$684.36
66594	CHENNAI PONNERI	09/06/2002	Active	38	10	6	11.76%	32	1	2	N		N	01/2026		\$133.26
	Exc Award (06/30/2016, 06/30/2018, 06/30/2023, 06/30/2025)															
155133	Chennai Prime Chromepet	08/16/2023	Cancelled(8*)	0	0	15	-100.00%	11	2	5	N	None		10/2024	90+ Days	
109986	CHENNAI PUSHPA NAGAR	01/04/2011	Active	49	7	5	4.26%	59	6	0	Y		N	01/2026		\$1,023.28



Club Health Assessment for DISTRICT 3241 A through January 2026

			Status	Membership					Reports				Finance	LCIF		
Club Number	Club Name	Charter Date	Times in Status Quo in Past 2 Years	Current Member Count **	YTD Members Added	YTD Members Dropped	YTD Net Growth% ***	Member Count 1 Year Ago	Dropped Members Avg.Length of Service	Months Since Membership Update	Current Officers Reported ****	Current President Repeated Term	VP Reported *****	Last Date Reported Service (mm/yyyy)	Account Balance	YTD Donations
125973	Exc Award (06/30/2018, 06/30/2019, 06/30/2021, 06/30/2023) Chennai Puzhal Humanity	10/27/2015	Active(1)	64	8	0	14.29%	55		5	Y			08/2025	90+ Days	\$1,322.48
98069	Exc Award (06/30/2022) CHENNAI PUZHUTHIVAKKAM	11/28/2006	Active(1)	40	2	0	5.26%	47		3	Y			07/2025		\$11.64
149514	Exc Award (06/30/2016, 06/30/2018, 06/30/2020) Chennai Redhills Pullilyon	03/03/2022	Active	38	2	0	5.56%	50		6	Y			01/2026		\$630.97
119115	Exc Award (06/30/2024) CHENNAI ROYAL ULLAGARAM	04/03/2013	Active(1)	56	10	0	21.74%	51		5	Y		N	01/2026		\$331.06
105694	Exc Award (06/30/2019, 06/30/2020, 06/30/2021, 06/30/2022, 06/30/2024) CHENNAI SELAIYUR CENTRAL	06/05/2009	Active	18	0	0	0.00%	18		9	Y			08/2025		\$1,000.00
26438	Exc Award (06/30/2016) CHENNAI SHANTHI COLONY	04/08/1971	Active	33	1	1	0.00%	33	9	1	Y		N	01/2026		\$1,031.55
65477	Exc Award (06/30/2016, 06/30/2020, 06/30/2024) CHENNAI SHOLINGANALLUR	06/13/2002	Active	50	4	0	8.70%	44		2	Y	2		01/2026		
125255	Exc Award (06/30/2018, 06/30/2019) Chennai Sri KMT Croup	06/22/2015	Active	32	11	8	10.34%	35	5	1	Y		N	01/2026		\$617.65
65065	Exc Award (06/30/2016, 06/30/2021, 06/30/2024) CHENNAI STANDARD PERUNGALATHUR	03/06/2002	Active(1)	10	1	2	-9.09%	12	22	3	Y	3		05/2022		
105856	CHENNAI SURAJ VILLIVAKKAM	06/29/2009	Active	19	2	0	11.76%	18		1	Y			01/2026		
68534	CHENNAI SWAMI VIVEKANANDA	04/15/2003	Active(1)	14	1	0	7.69%	15		5	Y	2		10/2025		\$140.00
102836	Exc Award (06/30/2018, 06/30/2021) CHENNAI TAMBARAM CENTRAL	06/26/2008	Active	120	16	3	12.15%	125	5	1	Y		N	01/2026		\$1,610.53
93239	Exc Award (06/30/2022, 06/30/2024) CHENNAI TAMBARAM MUDICHUR	01/03/2006	Active	39	6	0	18.18%	42		0	Y		N	12/2025		\$346.64
92380	Exc Award (06/30/2018) CHENNAI TAMBARAM SANATORIUM	12/21/2005	Active(1)	21	5	4	5.00%	20	4	1	Y		N	01/2026		
	Exc Award (06/30/2016, 06/30/2020, 06/30/2021)															



Club Health Assessment for DISTRICT 3241 A through January 2026

			Status	Membership						Reports				Finance		LCIF
Club Number	Club Name	Charter Date	Times in Status Quo in Past 2 Years	Current Member Count **	YTD Members Added	YTD Members Dropped	YTD Net Growth% ***	Member Count 1 Year Ago	Dropped Members Avg.Length of Service	Months Since Membership Update	Current Officers Reported ****	Current President Repeated Term	VP Reported *****	Last Date Reported Service (mm/yyyy)	Account Balance	YTD Donations
147362	Chennai Tamil Singam	07/19/2021	Active(2)	20	2	0	11.11%	18		5	Y		N	08/2025		
	Exc Award (06/30/2022)															
131588	Chennai Thatchoor	07/03/2017	Active	22	6	9	-12.00%	27	1	1	Y		N	01/2026		\$338.46
	Exc Award (06/30/2018, 06/30/2024, 06/30/2025)															
89071	CHENNAI THIRUNEERMALAI	08/10/2005	Active	6	0	0	0.00%	6		8	Y			01/2026		
	Exc Award (06/30/2016)															
100790	CHENNAI THIRUVOTTIYUR NORTH	12/11/2007	Active	79	13	0	19.70%	61		1	Y			01/2026	90+ Days	\$1,000.00
	Exc Award (06/30/2016, 06/30/2018, 06/30/2024)															
62244	CHENNAI TIRUVOTTIYUR EAST	06/28/1999	Active	36	6	0	20.00%	33		3	Y			01/2026		\$1,948.88
	Exc Award (06/30/2016, 06/30/2018, 06/30/2024)															
156738	Chennai Velappanchavadi	12/04/2023	Active(1)	12	1	0	9.09%	10		6	Y	2	N	10/2025		\$331.06
102957	CHENNAI VELLAKKAL	06/30/2008	Active	24	0	3	-11.11%	27	18	2	Y	2		08/2025		
	Exc Award (06/30/2021)															
106290	CHENNAI VIRUGAMBAKKAM	08/18/2009	Active	38	3	1	5.56%	37	16	4	Y		N	07/2025		\$34.92
	Exc Award (06/30/2016, 06/30/2018, 06/30/2021, 06/30/2022)															
135480	Chennai Vision	07/17/2018	Cancelled(8*)	0	0	8	-100.00%	0	7	4	N	None		10/2023	90+ Days	
107573	CHENNAI WIMCO NAGAR	02/17/2010	Active(1)	18	4	1	20.00%	19	8	2	Y		N	08/2025		
89656	CHENNAI ZAMEEN PALLAVARAM	11/17/2005	Active	26	2	2	0.00%	24	1	1	N	2	N	01/2026		\$1,000.00
	Exc Award (06/30/2020)															
57011	CHITLAPAKKAM	05/31/1995	Active	85	14	4	13.33%	90	8	2	Y		R	01/2026		\$1,412.79
	Exc Award (06/30/2016, 06/30/2018, 06/30/2020, 06/30/2022, 06/30/2023, 06/30/2024, 06/30/2025)															
143605	Chromepet Mother Supreme	11/17/2020	Active	6	0	0	0.00%	6		16	N	None		07/2021		
	Exc Award (06/30/2021)															
152336	Chromepet Unity	08/30/2022	Active	23	4	1	15.00%	21	0	1	Y		N	01/2026		\$1,000.00
26418	ENNORE TIRUVOTTIYUR	12/08/1971	Active	39	1	1	0.00%	38	37	4	Y		N	01/2026		\$25,337.46
	Exc Award (06/30/2018, 06/30/2021, 06/30/2022, 06/30/2024)															
138845	Karambakkam Porur Sangamam	08/08/2019	Active	32	7	2	18.52%	25	5	1	Y	2		11/2025		\$17.46



Club Health Assessment for DISTRICT 3241 A through January 2026

			Status		Membership					Reports				Finance		LCIF			
Club Number	Club Name	Charter Date	Times in Status Quo in Past 2 Years	Current Member Count **	YTD Members Added	YTD Members Dropped	YTD Net Growth% ***	Member Count 1 Year Ago	Dropped Members Avg.Length of Service	Months Since Membership Update	Current Officers Reported ****	Current President Repeated Term	VP Reported *****	Last Date Reported Service (mm/yyyy)	Account Balance	YTD Donations			
155413	Karambakkam Prime Friends	08/21/2023	Active	13	1	1	0.00%	18	1	2	Y		N	01/2026					
54882	MADRAS ARUMBAKKAM	09/17/1993	Active(2)	22	4	2	10.00%	24	10	1	Y		R	09/2025		\$398.78			
	Exc Award (06/30/2018, 06/30/2021, 06/30/2024)																		
62049	MADRAS BHARATHAM-PERAVALLUR	06/07/1999	Active	16	1	0	6.67%	15		4	Y	4		08/2025		\$535.58			
60194	MADRAS HASTHINAPURAM	12/16/1997	Active	87	18	0	26.09%	64		1	Y		N	01/2026		\$5,017.46			
	Exc Award (06/30/2016, 06/30/2018, 06/30/2021, 06/30/2025)																		
61600	MADRAS MADIPAKKAM	03/08/1999	Active	35	2	4	-5.41%	37	1	1	Y		R	01/2026		\$678.64			
	Exc Award (06/30/2016, 06/30/2021)																		
37537	MADRAS METRO EAST	09/13/1979	Active	48	3	0	6.67%	55		4	Y			11/2025		\$1,316.70			
35460	MADRAS METROPOLITAN SO	04/04/1978	Active	15	0	0	0.00%	15		16	Y			01/2024					
	Exc Award (06/30/2019, 06/30/2021, 06/30/2023)																		
36531	MADRAS RED HILLS	01/19/1979	Active	268	24	0	9.84%	284		0	Y		N	01/2026		\$329.46			
	Exc Award (06/30/2016, 06/30/2020, 06/30/2022)																		
62543	MADRAS TAMBARAM EAST	12/03/1999	Active	36	6	2	12.50%	30	3	0	Y		N	01/2026		\$1,830.00			
	Exc Award (06/30/2018, 06/30/2019, 06/30/2020, 06/30/2025)																		
32179	PALLAVAPURAM	04/29/1976	Active	39	1	0	2.63%	37		1	Y		N	01/2026		\$17.46			
	Exc Award (06/30/2016, 06/30/2018, 06/30/2022, 06/30/2025)																		
26449	TAMBARAM	03/29/1968	Active	21	1	1	0.00%	24	1	2	Y		N	01/2026		\$17.46			
	Exc Award (06/30/2018)																		
138020	Thiruverkadu Glorious	05/21/2019	Active	32	17	10	28.00%	30	5	0	Y			01/2026	90+ Days	\$2,017.46			
	Exc Award (06/30/2021, 06/30/2023)																		
29705	VILLAVAKKAM	07/15/1974	Active	30	0	0	0.00%	30		1	Y		N	08/2024					
	Exc Award (06/30/2021)																		
Current Total Clubs Count	YTD New Clubs Count	YTD Cancelled Clubs Count	YTD Net Club Gain	Current Total Members Count	YTD Add	YTD Drop	YTD Net Growth %	Member Count 12 Months Ago	Average Member Count Per Club	% of Clubs with less than 20 members	% No Officer Report in 12 Months	% of Clubs with balance 90+ days	Number of Clubs in Status Quo	% Status Quo Clubs in Financial Suspension	Number of Cancelled Clubs	Average Cancelled Club Age	Members Lost Due to Cancellation	% of Clubs Cancelled for Non-Financial Reasons	
154	21	7	14	4,957	1,186	464	722	17.05%	4,378	32	25%	3%	15%	4	100%	7	6	111	0%



Club Health Assessment for DISTRICT 3241 A through January 2026

			Status		Membership					Reports					Finance	LCIF
Club Number	Club Name	Charter Date	Times in Status Quo in Past 2 Years	Current Member Count **	YTD Members Added	YTD Members Dropped	YTD Net Growth% ***	Member Count 1 Year Ago	Dropped Members Avg.Length of Service	Months Since Membership Update	Current Officers Reported ****	Current President Repeated Term	VP Reported *****	Last Date Reported Service (mm/yyyy)	Account Balance	YTD Donations

* - P - Priority Club. Cancellation Reasons: 1-Objectives/conduct, 2-Non-active club, 5-Non-existing club, 6-Disbanding, 7-Merger, 8-Financial Suspension, 9-District/Multiple District Dues.
** Red denotes below 15 active members.
*** Red denotes 20% + loss.
**** Y - all 3 (President, Secretary, Treasurer) club officers reported, N - not all 3 reported.
***** Abbreviation: N-New, IP-Immediate Past, R-Repeat.



Club Health Assessment for DISTRICT 3241 B through January 2026

			Status	Membership					Reports					Finance	LCIF	
Club Number	Club Name	Charter Date	Times in Status Quo in Past 2 Years	Current Member Count **	YTD Members Added	YTD Members Dropped	YTD Net Growth% ***	Member Count 1 Year Ago	Dropped Members Avg.Length of Service	Months Since Membership Update	Current Officers Reported ****	Current President Repeated Term	VP Reported *****	Last Date Reported Service (mm/yyyy)	Account Balance	YTD Donations
Clubs less than two years old																
191027	Chennai Aazhi	11/06/2025	Newly Chartered	23	23	0	100.00%	0		2	Y		N			
183236	Chennai Crossway	07/28/2025	Active	23	23	0	100.00%	0		5	Y		N	12/2025		\$6.99
190084	Chennai Galaxy	10/01/2025	Active	20	20	0	100.00%	0		3	Y					
177806	Chennai Goodhope	09/13/2024	Active	24	0	0	0.00%	20		6	Y	2	N	11/2025		\$6.99
190591	Chennai Greenfield	10/14/2025	Active	20	20	0	100.00%	0		3	Y				90+ Days	
178065	Chennai Highness	09/11/2024	Active	15	5	10	-25.00%	20	1	1	Y	2		11/2025	90+ Days	\$6.99
186931	Chennai Little Crown	07/28/2025	Active	23	23	0	100.00%	0		6	Y				90+ Days	\$4.66
190358	Chennai Nexgen	09/30/2025	Active	24	24	0	100.00%	0		0	Y		N	12/2025	90+ Days	\$6.99
190492	Chennai Solar City	10/15/2025	Active	21	21	0	100.00%	0		3	Y				90+ Days	
178165	Chennai Velachery Venghais	09/02/2024	Active	27	0	0	0.00%	25		9	Y	2	N	11/2025		\$889.52
180747	Chennai Vikasa	02/18/2025	Active	20	0	0	0.00%	0		11	Y	2		08/2025		\$6.99
178758	Chennai Walkers Friends	10/03/2024	Active	19	1	3	-9.52%	19	1	1	Y		N	12/2025		\$26.79
Clubs more than two years old																
26405	AMBATTUR	03/09/1966	Active	27	8	0	42.11%	19		6	Y		N	01/2026		\$31.42
	Exc Award (06/30/2017)															
123625	Chennai AGS Garden	11/13/2014	Active	17	4	7	-15.00%	18	2	0	Y		N	01/2026		\$183.93
	Exc Award (06/30/2020, 06/30/2021)															
82772	CHENNAI ANNA NAGAR II AVENUE	06/24/2004	Active	20	1	2	-4.76%	17	0	6	Y		R	01/2026		\$26.79
154720	Chennai Annanagar Gems	06/19/2023	Active	18	0	2	-10.00%	20	2	6	Y		N	07/2025		
136600	Chennai Beautiful Minds	11/21/2018	Active(1)	20	0	0	0.00%	14		9	N	None		10/2023	90+ Days	\$6.99
66606	CHENNAI CROWN	09/12/2002	Active	48	2	1	2.13%	45	0	0	Y		R	01/2026		\$2,671.25
	Exc Award (06/30/2017, 06/30/2023)															
156481	Chennai Deccan Friends	10/26/2023	Active	24	3	0	14.29%	19		6	Y		R	07/2025	90+ Days	\$430.63
109363	CHENNAI GANDHI AVENUE	09/28/2010	Active	17	0	0	0.00%	15		7	N	None		10/2023		
101026	CHENNAI GKM	01/18/2008	Active	25	0	6	-19.35%	28	7	6	N	None		10/2024		\$15.14
	Exc Award (06/30/2017, 06/30/2023)															



Club Health Assessment for DISTRICT 3241 B through January 2026

			Status	Membership						Reports				Finance	LCIF	
Club Number	Club Name	Charter Date	Times in Status Quo in Past 2 Years	Current Member Count **	YTD Members Added	YTD Members Dropped	YTD Net Growth% ***	Member Count 1 Year Ago	Dropped Members Avg.Length of Service	Months Since Membership Update	Current Officers Reported ****	Current President Repeated Term	VP Reported *****	Last Date Reported Service (mm/yyyy)	Account Balance	YTD Donations
109364	CHENNAI GRAND HEAVEN CITY Exc Award (06/30/2020)	09/28/2010	Active	43	4	1	7.50%	38	3	4	Y		N	01/2026	90+ Days	\$1,023.06
110090	CHENNAI GREATER CITY Exc Award (06/30/2017)	01/11/2011	Active	43	3	0	7.50%	33		0	Y		N	08/2025		\$91.97
151348	Chennai Heights Exc Award (06/30/2023)	06/20/2022	Active(1)	26	0	0	0.00%	25		5	Y			07/2024		\$24.44
128406	Chennai Manali Harmony Exc Award (06/30/2020)	08/11/2016	Active	31	5	2	10.71%	31	5	1	Y		N	09/2025		\$32.61
156941	Chennai Meraki	12/20/2023	Active	25	4	4	0.00%	25	2	0	N			09/2025		\$1,094.26
65186	CHENNAI METRO NORTH Exc Award (06/30/2017)	04/15/2002	Active	15	0	0	0.00%	15		20	N	None		09/2024		
101025	CHENNAI METRO PURASAI	01/18/2008	Active	12	0	0	0.00%	8		5	N	None		11/2025		\$9.32
139396	Chennai Mudra Exc Award (06/30/2022, 06/30/2023)	08/02/2019	Active	45	4	4	0.00%	45	2	0	Y		N	01/2026		\$53.56
129157	Chennai Nandavanam Exc Award (06/30/2020, 06/30/2022, 06/30/2023)	12/02/2016	Active	38	2	6	-9.52%	34	3	0	Y		R	01/2026		\$2,142.55
153481	Chennai New Stars	01/30/2023	Active	36	1	2	-2.70%	30	3	1	Y		R	12/2025		\$55.89
68568	CHENNAI PADI HEAVEN CITY	04/15/2003	Active	47	5	14	-16.07%	56	5	2	Y		N	10/2025		\$55.90
119610	Chennai Padi Royal City Exc Award (06/30/2017)	06/12/2013	Active	30	5	0	20.00%	23		5	Y		N	07/2025		\$45.42
146896	Chennai Pasumai	06/21/2021	Active	15	0	0	0.00%	13		6	N	None		09/2025		\$9.32
106649	CHENNAI PUDUMAI GEMANI Exc Award (06/30/2017, 06/30/2022, 06/30/2023)	09/25/2009	Active	21	0	9	-30.00%	20	4	1	Y			12/2025		\$226.28
105794	CHENNAI PUDUMAI HEAVEN CITY Exc Award (06/30/2022)	06/22/2009	Active	22	0	0	0.00%	26		7	Y		N	07/2025		\$11.65
109191	CHENNAI PUDUMAI ROYAPETTAH Exc Award (06/30/2017, 06/30/2020, 06/30/2023)	09/09/2010	Active	30	0	0	0.00%	27		7	N			10/2025		\$20.97
153007	Chennai Red Square	02/10/2023	Active(1)	28	0	4	-12.50%	25	2	2	Y		N	10/2025		\$25.61
147721	Chennai Rhythms	07/27/2021	Active(1)	21	1	0	5.00%	19		1	Y		N	01/2026		\$100.11



Club Health Assessment for DISTRICT 3241 B through January 2026

			Status	Membership						Reports				Finance	LCIF	
Club Number	Club Name	Charter Date	Times in Status Quo in Past 2 Years	Current Member Count **	YTD Members Added	YTD Members Dropped	YTD Net Growth% ***	Member Count 1 Year Ago	Dropped Members Avg.Length of Service	Months Since Membership Update	Current Officers Reported ****	Current President Repeated Term	VP Reported *****	Last Date Reported Service (mm/yyyy)	Account Balance	YTD Donations
Exc Award (06/30/2023)																
145028	Chennai Rose Garden	04/16/2021	Active(1)	23	10	2	53.33%	18	3	0	N		N	01/2026		\$96.62
Exc Award (06/30/2023)																
128368	Chennai Royal Kings	08/04/2016	Active	27	1	7	-18.18%	32	6	0	Y		R	01/2026		\$30.28
Exc Award (06/30/2018)																
104490	CHENNAI ROYAPURAM HERITAGE	01/22/2009	Active	33	4	7	-8.33%	34	10	1	Y		R	11/2025		\$1,003.26
Exc Award (06/30/2017, 06/30/2019, 06/30/2022)																
104030	CHENNAI ROYAPURAM NORTH	12/01/2008	Active	25	1	2	-3.85%	27	11	1	Y		N	12/2025		\$68.68
Exc Award (06/30/2017, 06/30/2023)																
151374	Chennai Socials	06/20/2022	Active	30	5	4	3.45%	29	3	0	Y		N	01/2026		\$6.99
Exc Award (06/30/2023)																
146762	Chennai Sowcarpet Trending	06/19/2021	Active	15	1	0	7.14%	12		0	Y			01/2026		
101477	CHENNAI SPR	03/12/2008	Active	37	2	3	-2.63%	40	7	1	Y			01/2026		\$110.58
Exc Award (06/30/2016, 06/30/2017, 06/30/2022, 06/30/2023)																
77888	CHENNAI SRUTHI	12/01/2003	Active	42	5	7	-4.55%	43	3	0	Y		N	01/2026		\$3,219.44
Exc Award (06/30/2017, 06/30/2018, 06/30/2019, 06/30/2022)																
144999	Chennai Trellis Friends	02/01/2021	Active	20	1	1	0.00%	20	1	0	Y		N	09/2025		\$2.33
151426	Chennai Vyasai North	06/21/2022	Active(1)	26	0	13	-33.33%	34	1	1	Y		N	09/2025		\$30.26
Exc Award (06/30/2023)																
63615	MADRAS ANNANAGAR WEST	10/09/2000	Active	62	2	2	0.00%	60	2	0	N		R	01/2026		\$803.96
Exc Award (06/30/2017, 06/30/2020, 06/30/2022, 06/30/2023)																
36082	MADRAS ASHOK NAGAR	09/25/1978	Active(1)	44	3	4	-2.22%	46	11	1	Y		N	01/2026	90+ Days	\$1,140.23
Exc Award (06/30/2017, 06/30/2022)																
45241	MADRAS BASIN BRIDGE	06/06/1985	Active	38	4	7	-7.32%	39	4	0	Y		N	01/2026		\$186.24
Exc Award (06/30/2017, 06/30/2020)																
36271	MADRAS CHETPET	11/27/1978	Active	104	4	0	4.00%	95		0	Y		N	01/2026		\$4,001.60
Exc Award (06/30/2017, 06/30/2018, 06/30/2020, 06/30/2022, 06/30/2023)																
50674	MADRAS CITY	06/01/1990	Active	31	2	1	3.33%	29	3	2	Y		N	08/2024		\$47.72
Exc Award (06/30/2017, 06/30/2020)																




Club Health Assessment for DISTRICT 3241 B through January 2026

			Status	Membership					Reports				Finance		LCIF	
Club Number	Club Name	Charter Date	Times in Status Quo in Past 2 Years	Current Member Count **	YTD Members Added	YTD Members Dropped	YTD Net Growth% ***	Member Count 1 Year Ago	Dropped Members Avg.Length of Service	Months Since Membership Update	Current Officers Reported ****	Current President Repeated Term	VP Reported *****	Last Date Reported Service (mm/yyyy)	Account Balance	YTD Donations
52021	MADRAS CULTURAL CAPITAL	09/19/1991	Active	26	0	2	-7.14%	27	3	4	Y		N	09/2025	90+ Days	\$981.86
	Exc Award (06/30/2017)															
49717	MADRAS DOVETON SQUARE	06/27/1989	Active	17	0	0	0.00%	20		7	Y	2	N	12/2025		\$2.33
	Exc Award (06/30/2023)															
37725	MADRAS ESPLANADE CENTRAL	11/07/1979	Active(1)	22	0	0	0.00%	0		7	Y	4	N	10/2023		
61415	MADRAS EXCELLENCE	01/04/1999	Active	30	5	1	15.38%	25	1	0	Y		N	01/2026		\$82.66
	Exc Award (06/30/2020, 06/30/2023)															
51767	MADRAS GREEN PARK	06/11/1991	Active	51	5	3	4.08%	53	7	4	Y		N	01/2026		\$1,088.89
	Exc Award (06/30/2017)															
41089	MADRAS MANALI	03/17/1982	Active	12	0	0	0.00%	12		19	Y	2	N	01/2026		\$6.99
	Exc Award (06/30/2017, 06/30/2019, 06/30/2022)															
35109	MADRAS METRO WEST	02/14/1978	Active	45	1	0	2.27%	41		0	Y		N	01/2026		\$2,046.70
	Exc Award (06/30/2017, 06/30/2019, 06/30/2022)															
51209	MADRAS MID CITY	01/21/1991	Active(2)	20	20	0	100.00%	7		6	Y		R	07/2023		\$6.99
26428	MADRAS NORTH	02/22/1968	Active	52	1	3	-3.70%	50	35	0	Y		N	01/2026		\$1,676.69
	Exc Award (06/30/2017)															
34065	MADRAS PADI SHENOY NAGAR	06/14/1977	Active	34	1	1	0.00%	34	2	3	Y		R	12/2025		
	Exc Award (06/30/2017)															
56734	MADRAS POES GARDEN	03/28/1995	Active(2)	21	4	35	-59.62%	48	5	0	Y		R	08/2025		\$266.53
	Exc Award (06/30/2017, 06/30/2022, 06/30/2023)															
32048	MADRAS PUDUR	04/08/1976	Active	66	4	8	-5.71%	66	4	1	Y		N	01/2026		\$1,556.97
	Exc Award (06/30/2017, 06/30/2018)															
32282	MADRAS THIRUMANGALAM	05/11/1976	Active(1)	39	1	6	-11.36%	44	3	1	Y			11/2024		\$34.93
	Exc Award (06/30/2020, 06/30/2022, 06/30/2023)															
26427	MEENAMBAKKAM	11/09/1964	Active	90	7	17	-10.00%	100	3	1	Y		N	01/2026		\$2.33
	Exc Award (06/30/2017, 06/30/2023)															



Club Health Assessment for DISTRICT 3241 B through January 2026

<div>Club NumberClub NameCharter Date</div>						Status		Membership					Reports					Finance		LCIF
						Times in Status Quo in Past 2 Years	Current Member Count **	YTD Members Added	YTD Members Dropped	YTD Net Growth***	Member Count 1 Year Ago	Dropped Members Avg.Length of Service	Months Since Membership Update	Current Officers Reported ****	Current President Repeated Term	VP Reported *****	Last Date Reported Service (mm/yyyy)	Account Balance	YTD Donations	
Current Total Clubs Count	YTD New Clubs Count	YTD Cancelled Clubs Count	YTD Net Club Gain	Current Total Members Count	YTD Add	YTD Drop	YTD Net Growth	Member Count 12 Months Ago	Average Member Count Per Club	% of Clubs with less than 20 members	% No Officer Report in 12 Months	% of Clubs with balance 90+ days	Number of Clubs in Status Quo	% Status Quo Clubs in Financial Suspension	Number of Cancelled Clubs	Average Cancelled Club Age	Members Lost Due to Cancellation	% of Clubs Cancelled for Non-Financial Reasons		
68	7	0	7	2,085	306	213	93	4.67%	1,857	31	16%	6%	15%	0	0%	0	0	0		

* - P - Priority Club. Cancellation Reasons: 1-Objectives/conduct, 2-Non-active club, 5-Non-existing club, 6-Disbanding, 7-Merger, 8-Financial Suspension, 9-District/Multiple District Dues.

** Red denotes below 15 active members.

*** Red denotes 20% + loss.

**** Y - all 3 (President, Secretary, Treasurer) club officers reported, N - not all 3 reported.

***** Abbreviation: N-New, IP-Immediate Past, R-Repeat.



Club Health Assessment for DISTRICT 3241 C through January 2026

			Status	Membership						Reports				Finance		LCIF
Club Number	Club Name	Charter Date	Times in Status Quo in Past 2 Years	Current Member Count **	YTD Members Added	YTD Members Dropped	YTD Net Growth% ***	Member Count 1 Year Ago	Dropped Members Avg.Length of Service	Months Since Membership Update	Current Officers Reported ****	Current President Repeated Term	VP Reported *****	Last Date Reported Service (mm/yyyy)	Account Balance	YTD Donations
Clubs less than two years old																
185434	Chennai Alpha Pride	07/24/2025	Active(1)	21	21	0	100.00%	0		0	Y		N	12/2025		\$1,000.00
181650	Chennai Anbin Udhayam	04/02/2025	Active	22	1	0	4.76%	0		6	Y	2	R	07/2025		\$1,000.00
174262	Chennai Aram	07/26/2024	Active	20	1	0	5.26%	20		6	Y		IP	11/2025		
183404	Chennai Dynamic Friends	07/25/2025	Active	29	29	0	100.00%	0		1	Y		N	12/2025	90+ Days	
178381	Chennai Eden Stars	09/17/2024	Active	22	2	0	10.00%	20		6	Y		N	12/2025		
180671	Chennai Global Synergy	02/18/2025	Active	22	7	6	4.76%	0	1	0	Y		N	01/2026		
172443	Chennai Golden Pillars	06/25/2024	Active	30	6	2	15.38%	26	1	6	Y		N	10/2025		
185130	Chennai Green Future	07/28/2025	Cancelled(8*)	0	20	20	0.00%	0	3	0	N	None			90+ Days	
178320	Chennai Guindy Friends	09/18/2024	Active	25	4	0	19.05%	20		6	Y		N	11/2025	90+ Days	
183400	Chennai Healing Hands	07/24/2025	Active(1)	21	21	0	100.00%	0		6	Y		N	01/2026		
172418	Chennai Helping Stars	06/26/2024	Active	23	1	0	4.55%	21		6	Y		N	09/2025		
174212	Chennai Marina Octagon	08/22/2024	Active	26	1	1	0.00%	26	16	6	Y		N	12/2025		
172088	Chennai Metro Town	06/27/2024	Active	23	5	0	27.78%	21		6	Y		N	01/2026		
179773	Chennai Power Stars	12/09/2024	Active	30	10	0	50.00%	20		4	Y	2		10/2025		
191087	Chennai Radiance	12/12/2025	Newly Chartered	20	20	0	100.00%	0		1	Y		N			
174203	Chennai Rising Sun	07/26/2024	Active	20	0	1	-4.76%	21	1	4	Y		N	12/2025		
174381	Chennai Royal Kings	07/28/2024	Active	28	11	8	12.00%	26	1	1	Y		N	01/2026		\$3,000.00
191088	Chennai Skypark	12/15/2025	Newly Chartered	21	21	0	100.00%	0		1	Y					
183373	Chennai Super Stars	07/25/2025	Active	37	38	1	100.00%	0	2	0	Y			01/2026		
181684	Chennai Yuva Bharathi	05/22/2025	Active	21	8	7	5.00%	0	1	2	Y	2	R	01/2026	90+ Days	
185987	Thirumylai	07/24/2025	Active	14	20	6	100.00%	0	0	1	Y		N	01/2026		
Clubs more than two years old																
134819	Aberdeen Andaman	05/30/2018	Active	22	3	1	10.00%	0	1	3	Y		R	08/2025		
26407	ANNA NAGAR	04/19/1970	Active	79	1	0	1.28%	89		6	Y		N	01/2026		\$2,000.00
Exc Award (06/30/2022, 06/30/2023, 06/30/2024)																



Club Health Assessment for DISTRICT 3241 C through January 2026

			Status	Membership						Reports				Finance	LCIF	
Club Number	Club Name	Charter Date	Times in Status Quo in Past 2 Years	Current Member Count **	YTD Members Added	YTD Members Dropped	YTD Net Growth% ***	Member Count 1 Year Ago	Dropped Members Avg.Length of Service	Months Since Membership Update	Current Officers Reported ****	Current President Repeated Term	VP Reported *****	Last Date Reported Service (mm/yyyy)	Account Balance	YTD Donations
26430	CENTRAL MADRAS	07/07/1971	Active	56	2	0	3.70%	53		1	Y		R	01/2026		
	Exc Award (06/30/2024)															
105757	CHENNAI GREEN AVENUE	06/10/2009	Active	32	3	0	10.34%	33		6	Y		N	01/2026		
	Exc Award (06/30/2023)															
109991	CHENNAI AAA GOPALAPURAM	01/03/2011	Active(1)	19	1	4	-13.64%	21	4	2	Y		N	10/2025		
76034	CHENNAI AADHAVAN	06/30/2003	Active(1)	14	14	0	100.00%	0		4	Y	2	N	11/2023		
	Exc Award (06/30/2024)															
135725	Chennai Aayush	07/26/2018	Active	31	12	2	47.62%	24	0	3	Y		N	11/2025	90+ Days	\$2,000.00
97618	CHENNAI ANBALAYA	08/10/2006	Active	23	3	0	15.00%	19		4	Y		N	01/2026		
	Exc Award (06/30/2024)															
134928	Chennai Anchor City	06/07/2018	Active	16	1	0	6.67%	15		5	Y		N	07/2025		
139250	Chennai Aram Seiyya Virumbu	07/22/2019	Active	29	12	5	31.82%	21	3	2	Y		N	01/2026		\$1,000.00
	Exc Award (06/30/2023, 06/30/2024)															
126952	Chennai Arcot Road	03/11/2016	Active	50	4	2	4.17%	47	8	1	Y		N	01/2026		\$3,000.00
	Exc Award (06/30/2017, 06/30/2018, 06/30/2019, 06/30/2020, 06/30/2021, 06/30/2022)															
97638	CHENNAI ARKAY NAGAR	08/22/2006	Active	23	3	0	15.00%	24		6	Y		N	01/2026		
66781	CHENNAI AVISHKAR	10/21/2002	Active(1)	5	0	0	0.00%	11		7	Y		N	05/2024		
106501	CHENNAI BEACH CITY	08/31/2009	Active	23	1	0	4.55%	22		5	Y		N	12/2025		
	Exc Award (06/30/2018, 06/30/2022)															
148121	Chennai Begonia	08/30/2021	Active	22	2	1	4.76%	25	13	1	Y		IP	01/2026		
	Exc Award (06/30/2023)															
122981	Chennai Bright Vision	08/21/2014	Active	18	1	0	5.88%	19		6	Y		N	08/2025		
	Exc Award (06/30/2024)															
108210	CHENNAI CELEBRITIES	06/24/2010	Active	25	3	2	4.17%	27	2	1	Y	3	R	01/2026	90+ Days	\$2,000.00
125460	Chennai Centennial	07/23/2015	Active	52	11	0	26.83%	46		0	Y		N	01/2026		\$1,000.00
	Exc Award (06/30/2021)															
126410	Chennai Centennial Friends	01/18/2016	Active	29	6	1	20.83%	31	3	0	Y		N	01/2026		\$16,009.32
	Exc Award (06/30/2021)															
126441	Chennai Centennial Harmony	01/28/2016	Active	14	0	5	-26.32%	23	10	2	Y	2		11/2025		
	Exc Award (06/30/2022, 06/30/2023)															



Club Health Assessment for DISTRICT 3241 C through January 2026

			Status	Membership						Reports				Finance	LCIF			
Club Number	Club Name	Charter Date	Times in Status Quo in Past 2 Years	Current Member Count **	YTD Members Added	YTD Members Dropped	YTD Net Growth% ***	Member Count 1 Year Ago	Dropped Members Avg.Length of Service	Months Since Membership Update	Current Officers Reported ****	Current President Repeated Term	VP Reported *****	Last Date Reported Service (mm/yyyy)	Account Balance	YTD Donations		
107249	CHENNAI CENTRAL CITY	01/12/2010	Active	22	3	3	0.00%	22	8	2	Y		N	10/2025	90+ Days			
	Exc Award (06/30/2022)																	
146414	Chennai Chola Stars	06/10/2021	Active(2)	8	0	1	-11.11%	9	2	1	Y		N	09/2023				
	Exc Award (06/30/2023)																	
116201	CHENNAI COAST LINE	02/29/2012	Active	25	3	0	13.64%	22		6	Y		N	10/2025				
106159	CHENNAI CORAL	07/29/2009	Active(2)	7	0	1	-12.50%	11	3	2	Y		N	10/2024				
	Exc Award (06/30/2022)																	
155248	Chennai Dawn	07/20/2023	Active	39	19	0	95.00%	20		2	Y			10/2025				
125758	Chennai Delight	09/04/2015	Cancelled(6*)	0	0	0	0.00%	15		5	N	None		01/2025				
154430	Chennai Diamonds	05/31/2023	Active	22	1	0	4.76%	21		6	Y		N	07/2025			90+ Days	
143813	Chennai Dynamics	12/07/2020	Active	26	1	0	4.00%	24		6	Y		N	12/2025				
	Exc Award (06/30/2022)																	
106132	CHENNAI EAST COAST	07/24/2009	Active	45	3	1	4.65%	44	15	1	Y		N	01/2026		\$1,000.00		
	Exc Award (06/30/2021, 06/30/2023)																	
102432	CHENNAI EDEN	06/13/2008	Active(1)	25	0	0	0.00%	35		6	Y		N	09/2025				
	Exc Award (06/30/2022, 06/30/2024)																	
125252	Chennai Eden City	06/26/2015	Active	25	13	11	8.70%	26	14	1	Y		N	08/2025				
125628	Chennai Elite Stars	08/14/2015	Active(1)	1	0	0	0.00%	11		0	Y	2		08/2023				
111451	CHENNAI EVERGREEN	06/21/2011	Active	31	3	0	10.71%	29		6	Y		N	01/2026		\$6,004.66		
	Exc Award (06/30/2022)																	
135751	Chennai Frontline	07/26/2018	Active(1)	25	1	0	4.17%	26		6	Y		N	08/2025				
147919	Chennai Fusion	08/26/2021	Active	32	2	1	3.23%	29	15	2	Y		N	01/2026				
	Exc Award (06/30/2023)																	
63878	CHENNAI GKD MILLENNIUM	12/30/2000	Active	25	5	6	-3.85%	28	2	1	Y			01/2026				
	Exc Award (06/30/2022, 06/30/2024)																	
106298	CHENNAI GLOBAL METRO WEST	08/18/2009	Active	45	19	4	50.00%	33	4	0	Y		N	12/2025				
106287	CHENNAI GOLDEN BHARATH	08/18/2009	Active	17	1	4	-15.00%	20	5	1	Y			07/2025				
	Exc Award (06/30/2022)																	
112050	CHENNAI GOLDEN BROTHERS	08/12/2011	Active	33	2	1	3.13%	32	11	4	Y		N	01/2026				
	Exc Award (06/30/2022)																	
63883	CHENNAI GOLDEN CENTURY	01/02/2001	Active	40	1	0	2.56%	42		7	Y		N	01/2026				



Club Health Assessment for DISTRICT 3241 C through January 2026

			Status	Membership					Reports				Finance	LCIF		
Club Number	Club Name	Charter Date	Times in Status Quo in Past 2 Years	Current Member Count **	YTD Members Added	YTD Members Dropped	YTD Net Growth% ***	Member Count 1 Year Ago	Dropped Members Avg.Length of Service	Months Since Membership Update	Current Officers Reported ****	Current President Repeated Term	VP Reported *****	Last Date Reported Service (mm/yyyy)	Account Balance	YTD Donations
Exc Award (06/30/2022, 06/30/2023)			Active	53	20	1	55.88%	41	4	4	Y		N	01/2026	90+ Days	\$1,000.00
109148	CHENNAI GOLDEN CHARIOT	09/01/2010														
Exc Award (06/30/2021, 06/30/2022, 06/30/2024)			Active	20	2	0	11.11%	23		5	Y	2	N	12/2025		\$1,000.00
98244	CHENNAI GOLDEN CULTURAL CAPITAL	01/05/2007														
Exc Award (06/30/2022, 06/30/2024)			Active	57	3	1	3.64%	55	1	5	Y		N	01/2026		\$1,000.00
98297	CHENNAI GOLDEN FORT	01/16/2007														
Exc Award (06/30/2022)			Active	87	1	0	1.16%	89		6	Y		N	10/2025		
99970	CHENNAI GOLDEN FRIENDS	07/26/2007														
Exc Award (06/30/2021, 06/30/2022, 06/30/2023, 06/30/2024)			Active	35	1	0	2.94%	33		5	Y		N	11/2025		
106755	CHENNAI GOLDEN GLOBE	11/09/2009														
Exc Award (06/30/2022)			Active	35	6	1	16.67%	29	5	1	Y		N	01/2026		\$2,000.00
142068	Chennai Golden Hands	07/07/2020														
Exc Award (06/30/2021, 06/30/2022, 06/30/2023)			Active	64	12	0	23.08%	48		2	Y			01/2026		\$1,000.00
109230	CHENNAI GOLDEN HEARTS	09/14/2010														
Exc Award (06/30/2022)			Active	17	5	5	0.00%	17	18	0	Y		N	01/2026		
100060	CHENNAI GOLDEN PARADISE	08/21/2007														
			Active	31	1	0	3.33%	30		1	Y		R	01/2026		
66705	CHENNAI GOLDEN PARK	10/21/2002														
Exc Award (06/30/2022)			Active	22	1	1	0.00%	21	7	6	Y		N	01/2026		
101118	CHENNAI GOLDEN ROSES	01/29/2008														
Exc Award (06/30/2019, 06/30/2021)			Active	15	0	0	0.00%	19		4	Y		N	07/2025		
108568	CHENNAI GOLDEN STARS	06/24/2010														
			Active	33	2	0	6.45%	33		4	Y			01/2026		
106288	CHENNAI GOLDEN SUN	08/18/2009														
Exc Award (06/30/2022)			Active	19	3	3	0.00%	21	5	1	Y		N	01/2026		
116944	CHENNAI GOLDEN TOWERS	05/23/2012														
Exc Award (06/30/2022, 06/30/2023)			Active(2)	9	0	0	0.00%	11		8	Y			08/2025		
154374	Chennai Great Mission	05/31/2023														
			Active	21	3	0	16.67%	18		1	Y		N	12/2025		
111699	CHENNAI GREEN CITY	07/28/2011														
Exc Award (06/30/2022, 06/30/2023, 06/30/2024)			Active(2)	10	3	0	42.86%	9		0	Y		R	09/2024		
143654	Chennai Green Fields	11/19/2020														



Club Health Assessment for DISTRICT 3241 C through January 2026

			Status	Membership						Reports				Finance		LCIF
Club Number	Club Name	Charter Date	Times in Status Quo in Past 2 Years	Current Member Count **	YTD Members Added	YTD Members Dropped	YTD Net Growth% ***	Member Count 1 Year Ago	Dropped Members Avg.Length of Service	Months Since Membership Update	Current Officers Reported ****	Current President Repeated Term	VP Reported *****	Last Date Reported Service (mm/yyyy)	Account Balance	YTD Donations
130784	Chennai Green Park	06/12/2017	Active	19	1	1	0.00%	19	8	6	Y		N	09/2025		
155249	Chennai Helping Hands	07/20/2023	Active(1)	22	4	1	15.79%	19	3	1	Y		N	01/2026		\$1,000.00
	Exc Award (06/30/2024)															
150859	Chennai Infinity	05/24/2022	Active	26	2	1	4.00%	32	4	1	Y		N	01/2026		\$1,000.00
	Exc Award (06/30/2023)															
132271	Chennai Jasmine	08/01/2017	Active	12	2	2	0.00%	12	7	3	Y		N	10/2025		
	Exc Award (06/30/2019, 06/30/2021, 06/30/2022)															
153704	Chennai Kalam	02/27/2023	Active	20	5	0	33.33%	15		6	Y	2	N	10/2025		
	Exc Award (06/30/2023)															
125529	Chennai Kongunadu	07/29/2015	Active	59	7	0	13.46%	58		5	Y		N	11/2025		
	Exc Award (06/30/2022, 06/30/2023, 06/30/2024)															
136076	Chennai Konnur Friends	08/08/2018	Cancelled(6*)	0	0	0	0.00%	4		7	N	None		07/2023		
129472	Chennai KVG	12/15/2016	Active	28	7	0	33.33%	21		1	Y		N	01/2026		\$1,000.00
	Exc Award (06/30/2018, 06/30/2022, 06/30/2023)															
117421	CHENNAI M P MANIVANNAN	07/13/2012	Active	16	4	13	-36.00%	23	5	2	Y			09/2025		
	Exc Award (06/30/2022)															
147512	Chennai Maanagaram	07/08/2021	Active(1)	41	1	0	2.50%	20		4	Y		R	10/2025		
135617	Chennai Marina Friends	07/26/2018	Cancelled(6*)	0	0	0	0.00%	11		2	N	None		08/2024		
	Exc Award (06/30/2019, 06/30/2022)															
124537	Chennai Marina Garden	04/03/2015	Active(1)	21	0	0	0.00%	21		7	Y		R	10/2021		
109039	CHENNAI MARINA LIGHT HOUSE	08/06/2010	Active	44	9	1	22.22%	36	1	0	Y		R	01/2026		\$2,000.00
	Exc Award (06/30/2022, 06/30/2023, 06/30/2024)															
66562	CHENNAI MEENAKSHI	08/14/2002	Active	56	0	0	0.00%	58		7	Y	2	N	08/2025		
117424	CHENNAI METRO FRIENDS	07/18/2012	Active	37	1	0	2.78%	36		6	Y		N	12/2025		
129843	Chennai Metro Kingdom	01/19/2017	Active	13	0	0	0.00%	13		19	Y			01/2026		
122411	Chennai Metro Shining Stars	06/18/2014	Active	8	1	2	-11.11%	9	8	0	Y		N	07/2025		
	Exc Award (06/30/2023)															
131348	Chennai Metropolis	06/20/2017	Active(1)	11	1	1	0.00%	14	2	5	Y		N	07/2025		\$1,000.00
	Exc Award (06/30/2018, 06/30/2021, 06/30/2022, 06/30/2023)															



Club Health Assessment for DISTRICT 3241 C through January 2026

			Status	Membership						Reports				Finance	LCIF	
Club Number	Club Name	Charter Date	Times in Status Quo in Past 2 Years	Current Member Count **	YTD Members Added	YTD Members Dropped	YTD Net Growth% ***	Member Count 1 Year Ago	Dropped Members Avg.Length of Service	Months Since Membership Update	Current Officers Reported ****	Current President Repeated Term	VP Reported *****	Last Date Reported Service (mm/yyyy)	Account Balance	YTD Donations
97432	CHENNAI MID TOWN	06/29/2006	Active	9	1	1	0.00%	9	3	3	Y		R	01/2026		
	Exc Award (06/30/2023)															
134784	Chennai Millennium Friends	05/18/2018	Active	45	9	0	25.00%	42		0	Y			01/2026		\$2,000.00
	Exc Award (06/30/2022, 06/30/2023)															
120193	Chennai Motherland	08/21/2013	Active	17	0	0	0.00%	21		7	Y		N	10/2025		
144902	Chennai Motherland Friends	01/18/2021	Active	28	0	2	-6.67%	30	10	3	Y		N	07/2025		
	Exc Award (06/30/2022)															
132742	Chennai Mylai Kabali	09/26/2017	Active	6	1	0	20.00%	5		6	Y	3	R	12/2025		
134822	Chennai Mylai Pearls	06/01/2018	Active	31	6	6	0.00%	30	3	0	Y		N	01/2026		\$2,000.00
	Exc Award (06/30/2022, 06/30/2023)															
108697	CHENNAI NATURALS	10/06/2010	Active	21	2	0	10.53%	18		1	Y		R	11/2025		\$1,000.00
	Exc Award (06/30/2022)															
115299	CHENNAI NESAM CITY	10/14/2011	Active	7	1	0	16.67%	6		3	Y		N	09/2021		
108597	CHENNAI NEW PRESIDENCY	06/24/2010	Active	30	1	1	0.00%	30	29	1	Y		N	08/2025		\$1,000.00
150977	Chennai New University	06/23/2022	Cancelled(8*)	0	0	21	-100.00%	22	2	1	N	None		07/2025	90+ Days	
151373	Chennai Noble Knights	06/27/2022	Active	17	7	0	70.00%	14		4	Y		N	10/2025	90+ Days	
	Exc Award (06/30/2023)															
131015	CHENNAI PALLAVARAM	06/06/2017	Active	10	0	0	0.00%	12		8	Y	2	N	09/2025		
68537	CHENNAI PANAGAL PARK	04/15/2003	Active	14	1	0	7.69%	13		6	Y	2	R	08/2025		
120089	Chennai Pattinam	08/01/2013	Active	56	1	0	1.82%	55		6	Y		N	01/2026		
	Exc Award (06/30/2021, 06/30/2022)															
97353	CHENNAI PERIAMET	06/20/2006	Active	22	6	0	37.50%	16		2	Y		N	01/2026		
123805	Chennai Phoenix	12/17/2014	Active	48	12	1	29.73%	37	0	1	Y		N	01/2026		\$4,000.00
	Exc Award (06/30/2023, 06/30/2024)															
142088	Chennai Power House	07/07/2020	Active	26	6	0	30.00%	20		4	Y		R	09/2025		
	Exc Award (06/30/2023)															
150449	Chennai Rainbow	04/11/2022	Active	15	3	0	25.00%	11		5	Y		N	11/2025		
141534	Chennai Reinforce	05/29/2020	Active(2)	16	0	0	0.00%	18		7	Y			10/2024		
106189	CHENNAI ROYAL ASHOK NAGAR	08/04/2009	Active	13	1	2	-7.14%	21	8	1	Y			01/2026		
125253	Chennai Royal Challengers	06/22/2015	Active(1)	31	5	0	19.23%	25		6	Y		N	12/2025		\$2,000.00
	Exc Award (06/30/2022)															



Club Health Assessment for DISTRICT 3241 C through January 2026

			Status	Membership						Reports				Finance	LCIF		
Club Number	Club Name	Charter Date	Times in Status Quo in Past 2 Years	Current Member Count **	YTD Members Added	YTD Members Dropped	YTD Net Growth% ***	Member Count 1 Year Ago	Dropped Members Avg.Length of Service	Months Since Membership Update	Current Officers Reported ****	Current President Repeated Term	VP Reported *****	Last Date Reported Service (mm/yyyy)	Account Balance	YTD Donations	
112055	CHENNAI ROYAL ELITE	08/16/2011	Active	18	2	2	0.00%	17	8	1	Y		R	01/2026		\$50.00	
	Exc Award (06/30/2021)																
64637	CHENNAI ROYAL EXCELLENCE	08/16/2001	Active(1)	53	1	16	-22.06%	68	3	6	Y	4		01/2026			
	Exc Award (06/30/2023)																
117425	CHENNAI SANGAMAM	07/18/2012	Active	56	6	0	12.00%	55		6	Y		N	12/2025		\$1,000.00	
	Exc Award (06/30/2021, 06/30/2023, 06/30/2024)																
150846	Chennai Scholars	06/23/2022	Cancelled(8*)	0	0	18	-100.00%	22	4	1	N	None		11/2023		90+ Days	
	Exc Award (06/30/2023)																
130517	Chennai Sengathir	03/27/2017	Active(1)	9	0	0	0.00%	9		6	N	None		12/2021			
154020	Chennai Seven Seas VIP	05/05/2023	Active	24	2	4	-7.69%	26	4	1	Y		N	12/2025			
65190	CHENNAI SILVER PEARLS	04/15/2002	Active	29	2	0	7.41%	31		0	Y		IP	01/2026			\$2,000.00
	Exc Award (06/30/2022, 06/30/2023, 06/30/2024)																
63905	CHENNAI SKYLINE	01/08/2001	Active	95	16	0	20.25%	93		4	Y		N	01/2026		\$13,000.00	
	Exc Award (06/30/2022, 06/30/2023, 06/30/2024)																
138831	Chennai South Stars	07/18/2019	Active	20	1	0	5.26%	25		6	Y		N	01/2026			
	Exc Award (06/30/2021, 06/30/2022)																
131685	Chennai Sukras	07/03/2017	Active	16	0	0	0.00%	16		20	Y			07/2025			
119643	Chennai Sunrisers	06/14/2013	Active	30	0	1	-3.23%	36	9	5	Y		N	10/2025			
128238	Chennai Sunshine	07/21/2016	Active	29	1	0	3.57%	28		5	Y		N	12/2025			\$1,000.00
106399	CHENNAI SUPER KINGS	08/26/2009	Active	29	1	2	-3.33%	31	6	0	Y		N	01/2026			
	Exc Award (06/30/2022, 06/30/2023)																
115176	CHENNAI SUPREME	09/29/2011	Active	24	5	0	26.32%	19		0	Y		N	11/2025			
	Exc Award (06/30/2022)																
135791	Chennai Supreme Stars	07/29/2018	Cancelled(8*)	0	0	26	-100.00%	30	6	1	N	None		12/2021	90+ Days		
143881	Chennai Symphony	12/29/2020	Active(1)	24	2	0	9.09%	0		6	N		R	10/2025			
	Exc Award (06/30/2023)																
154319	Chennai Tamil Sangam	05/12/2023	Active(1)	28	1	0	3.70%	27		6	Y		N	07/2025			
	Exc Award (06/30/2024)																
119645	Chennai Thayagam	06/14/2013	Active	11	1	0	10.00%	12		4	Y		N	08/2025			
139409	Chennai Thirumangalam	08/08/2019	Active(1)	17	1	0	6.25%	16		6	Y		N	10/2025			



Club Health Assessment for DISTRICT 3241 C through January 2026

			Status	Membership						Reports				Finance		LCIF
Club Number	Club Name	Charter Date	Times in Status Quo in Past 2 Years	Current Member Count **	YTD Members Added	YTD Members Dropped	YTD Net Growth% ***	Member Count 1 Year Ago	Dropped Members Avg.Length of Service	Months Since Membership Update	Current Officers Reported ****	Current President Repeated Term	VP Reported *****	Last Date Reported Service (mm/yyyy)	Account Balance	YTD Donations
109052	CHENNAI TULIPS	08/11/2010	Active(1)	14	1	3	-12.50%	16	3	4	Y		N	07/2025		
146152	Chennai Unicorns	05/21/2021	Active(1)	29	1	0	3.57%	26		6	Y		N	01/2026		
	Exc Award (06/30/2022)															
64675	CHENNAI VIDYODAYA	09/11/2001	Active	23	2	0	9.52%	29		0	Y		R	01/2026		
	Exc Award (06/30/2018, 06/30/2022)															
120134	Chennai White City	08/12/2013	Active	20	0	2	-9.09%	23	6	2	Y			11/2025		
117422	CHENNAI WISDOM	07/18/2012	Active	22	1	4	-12.00%	22	5	3	Y		N	07/2025		
	Exc Award (06/30/2023)															
35656	MADRAS ABHIRAMAPURAM	05/08/1978	Active	18	2	0	12.50%	16		5	Y		R	08/2025		
	Exc Award (06/30/2023)															
51003	MADRAS ALWARPET	10/15/1990	Active	28	0	0	0.00%	28		7	Y		IP	07/2025		
32476	MADRAS BESANT NAGAR	06/23/1976	Active(1)	28	6	1	21.74%	21	6	6	Y		R	10/2025		
35875	MADRAS CATHEDRAL	06/28/1978	Active	42	4	1	7.69%	43	7	3	Y		N	01/2026		
	Exc Award (06/30/2021, 06/30/2022)															
50812	MADRAS CHEPAUK	06/28/1990	Active(1)	67	14	0	26.42%	51		0	Y		N	08/2025		\$1,000.00
	Exc Award (06/30/2023)															
53638	MADRAS COROMANDEL COAST	08/28/1992	Active(1)	28	1	2	-3.45%	29	12	1	Y		N	01/2026		
	Exc Award (06/30/2022, 06/30/2023)															
26426	MADRAS EAST	03/29/1968	Active	41	2	1	2.50%	41	55	0	Y		N	12/2025		
	Exc Award (06/30/2023)															
36272	MADRAS EGMORE	11/10/1978	Active	58	9	1	16.00%	50	47	0	Y		N	01/2026		\$2,000.00
	Exc Award (06/30/2022)															
36417	MADRAS ELLIOTS BEACH	12/18/1978	Active	10	0	0	0.00%	11		7	Y	2	N	10/2025		
	Exc Award (06/30/2022)															
41253	MADRAS FORT ST GEORGE	04/30/1982	Active	50	7	3	8.70%	44	14	1	Y		N	01/2026		\$6,000.00
	Exc Award (06/30/2019, 06/30/2021, 06/30/2022, 06/30/2023, 06/30/2024)															
57168	MADRAS GOLDEN CITY	06/30/1995	Active	76	2	1	1.33%	76	4	0	Y		R	12/2025		
	Exc Award (06/30/2019)															
60164	MADRAS GOLDEN JUBILEE	12/01/1997	Active	37	10	0	37.04%	26		0	Y		N	01/2026		
	Exc Award (06/30/2022)															
42124	MADRAS GREATER	12/13/1982	Active	19	1	0	5.56%	20		6	Y		N	01/2026		
	Exc Award (06/30/2023)															



Club Health Assessment for DISTRICT 3241 C through January 2026

			Status	Membership						Reports				Finance	LCIF	
Club Number	Club Name	Charter Date	Times in Status Quo in Past 2 Years	Current Member Count **	YTD Members Added	YTD Members Dropped	YTD Net Growth% ***	Member Count 1 Year Ago	Dropped Members Avg.Length of Service	Months Since Membership Update	Current Officers Reported ****	Current President Repeated Term	VP Reported *****	Last Date Reported Service (mm/yyyy)	Account Balance	YTD Donations
55236	MADRAS GREENWAYS	01/17/1994	Active	11	1	14	-54.17%	24	7	1	Y			09/2025		
	Exc Award (06/30/2024)															
61958	MADRAS HARMONY	05/14/1999	Active	44	4	0	10.00%	43		4	Y			10/2025		
	Exc Award (06/30/2024)															
26425	MADRAS HOST	09/21/1957	Active	26	0	0	0.00%	26		22	Y	2		08/2025		
58768	MADRAS KRS	10/11/1996	Active(1)	21	2	4	-8.70%	23	9	1	Y		N	11/2025		\$1,000.00
	Exc Award (06/30/2023)															
49718	MADRAS LUZ	06/27/1989	Active	30	4	0	15.38%	26		0	Y		N	01/2026		\$2,043.30
	Exc Award (06/30/2018, 06/30/2022)															
34572	MADRAS MARINA BEACH	10/10/1977	Active	29	2	0	7.41%	25		5	Y		N	10/2025		
	Exc Award (06/30/2023)															
39379	MADRAS MELVIN JONES	01/26/1981	Active	16	1	1	0.00%	17	3	1	Y		N	01/2026		
	Exc Award (06/30/2023)															
35260	MADRAS METRO CENTRAL	03/03/1978	Active	40	9	1	25.00%	39	1	2	Y		N	09/2025		
44133	MADRAS MYLAPORE	06/14/1984	Active	30	6	0	25.00%	24		0	Y		R	01/2026		\$1,000.00
	Exc Award (06/30/2022, 06/30/2023)															
40287	MADRAS NUNGAMBAKKAM	07/06/1981	Active(1)	22	5	3	10.00%	22	3	4	Y		N	12/2025	90+ Days	
	Exc Award (06/30/2023)															
37499	MADRAS PARK TOWN	08/29/1979	Active	59	10	0	20.41%	65		3	Y		N	01/2026	90+ Days	\$5,000.00
	Exc Award (06/30/2021, 06/30/2022, 06/30/2024)															
50813	MADRAS PASUMPON	06/27/1990	Active	28	4	1	12.00%	22	9	4	Y		N	08/2025		
	Exc Award (06/30/2022)															
61012	MADRAS PONMANAM	06/30/1998	Active	74	9	17	-9.76%	80	7	1	Y		N	01/2026		\$1,000.00
	Exc Award (06/30/2022, 06/30/2024, 06/30/2025)															
33119	MADRAS PORUR	12/08/1976	Active	31	0	2	-6.06%	33	3	1	Y		R	09/2025		\$1,000.00
	Exc Award (06/30/2022, 06/30/2023)															
44134	MADRAS PRESIDENCY	06/20/1984	Active	28	2	0	7.69%	26		1	Y			01/2026		
	Exc Award (06/30/2021, 06/30/2022, 06/30/2023)															
40067	MADRAS PURASAWALKAM	06/23/1981	Active	21	0	1	-4.55%	23	21	1	Y	2		05/2025		
38104	MADRAS RAJA ANNAMALAIPURAM	02/20/1980	Cancelled(8*)	0	2	12	-100.00%	10	6	0	N	None		01/2024	90+ Days	
	Exc Award (06/30/2023)															



Club Health Assessment for DISTRICT 3241 C through January 2026

			Status		Membership					Reports					Finance		LCIF		
Club Number	Club Name	Charter Date	Times in Status Quo in Past 2 Years	Current Member Count **	YTD Members Added	YTD Members Dropped	YTD Net Growth***	Member Count 1 Year Ago	Dropped Members Avg.Length of Service	Months Since Membership Update	Current Officers Reported ****	Current President Repeated Term	VP Reported *****	Last Date Reported Service (mm/yyyy)	Account Balance	YTD Donations			
49423	MADRAS SAIDAPET	04/13/1989	Active	14	1	0	7.69%	16		6	Y	2	N	09/2025					
	Exc Award (06/30/2018, 06/30/2022)																		
60165	MADRAS SINGARA CHENNAI	12/02/1997	Active	21	1	0	5.00%	26		6	Y		R	12/2025					
	Exc Award (06/30/2022)																		
58400	MADRAS SOUTH CITY	06/12/1996	Active	24	2	0	9.09%	20		6	Y		N	01/2026					
	Exc Award (06/30/2021, 06/30/2022)																		
26429	MADRAS SOUTH MADRAS	08/24/1959	Active	39	0	2	-4.88%	42	33	3	Y		N	10/2025					
53573	MADRAS STERLING AVENUE	08/03/1992	Active	35	6	2	12.90%	31	39	0	Y		N	01/2026		\$4,001.87			
	Exc Award (06/30/2022, 06/30/2023, 06/30/2024)																		
46454	MADRAS T NAGAR	06/26/1986	Active	52	6	3	6.12%	49	8	2	Y		R	01/2026		\$2,010.01			
	Exc Award (06/30/2021, 06/30/2024)																		
44268	MADRAS TEYNAMPET	09/24/1984	Active	27	7	0	35.00%	23		2	Y		R	01/2026					
	Exc Award (06/30/2022)																		
54313	MADRAS UNITED CITY	04/05/1993	Active(1)	18	2	5	-14.29%	22	11	0	Y		N	01/2026		\$1,000.00			
	Exc Award (06/30/2022)																		
43429	MADRAS VELLACHERY	01/09/1984	Active	172	23	8	9.55%	178	9	0	Y		N	01/2026		\$5,000.00			
	Exc Award (06/30/2022, 06/30/2023, 06/30/2024)																		
31613	MADRAS WEST	01/20/1976	Active	41	13	0	46.43%	29		5	Y		N	12/2025					
26441	PERAMBUR	12/14/1963	Active	32	2	5	-8.57%	39	2	1	Y		N	07/2025					
	Exc Award (06/30/2022, 06/30/2024)																		
100497	PORT BLAIR	11/02/2007	Active(1)	66	18	5	24.53%	58	9	1	Y		N	11/2025					
	Exc Award (06/30/2024)																		
26453	THIRUVANMIYUR	02/03/1970	Active	28	5	0	21.74%	27		6	Y		N	09/2025		\$18,000.00			
	Exc Award (06/30/2021, 06/30/2024)																		
Current Total Clubs Count	YTD New Clubs Count	YTD Cancelled Clubs Count	YTD Net Club Gain	Current Total Members Count	YTD Add	YTD Drop	YTD Net Growth	YTD Net Growth %	Member Count 12 Months Ago	Average Member Count Per Club	% of Clubs with less than 20 members	% No Officer Report in 12 Months	% of Clubs with balance 90+ days	Number of Clubs in Status Quo	% Status Quo Clubs in Financial Suspension	Number of Cancelled Clubs	Average Cancelled Club Age	Members Lost Due to Cancellation	% of Clubs Cancelled for Non-Financial Reasons
175	8	8	0	5,174	830	350	480	10.23%	4,864	30	26%	0%	6%	0	0%	8	11	97	38%



Club Health Assessment for DISTRICT 3241 C through January 2026

INTERNATIONAL

Club Number	Club Name	Charter Date	Status	Membership					Reports				Finance	LCIF
			Times in Status Quo in Past 2 Years	Current Member Count **	YTD Members Added	YTD Members Dropped	YTD Net Growth% ***	Member Count 1 Year Ago	Dropped Members Avg.Length of Service	Months Since Membership Update	Current Officers Reported ****	Current President Repeated Term	VP Reported *****	Last Date Reported Service (mm/yyyy)

* - P - Priority Club. Cancellation Reasons: 1-Objectives/conduct, 2-Non-active club, 5-Non-existing club, 6-Disbanding, 7-Merger, 8-Financial Suspension, 9-District/Multiple District Dues.

** Red denotes below 15 active members.

*** Red denotes 20% + loss.

**** Y - all 3 (President, Secretary, Treasurer) club officers reported, N - not all 3 reported.

***** Abbreviation: N-New, IP-Immediate Past, R-Repeat.



Club Health Assessment for DISTRICT 3241 D through January 2026

			Status	Membership						Reports				Finance	LCIF	
Club Number	Club Name	Charter Date	Times in Status Quo in Past 2 Years	Current Member Count **	YTD Members Added	YTD Members Dropped	YTD Net Growth% ***	Member Count 1 Year Ago	Dropped Members Avg.Length of Service	Months Since Membership Update	Current Officers Reported ****	Current President Repeated Term	VP Reported *****	Last Date Reported Service (mm/yyyy)	Account Balance	YTD Donations
Clubs less than two years old																
186663	Coimbatore Aura	07/25/2025	Active	20	20	0	100.00%	0		2	Y			01/2026	90+ Days	
180751	Coimbatore Chandra Foundation	03/21/2025	Active(1)	20	0	0	0.00%	0		2	Y			01/2026		
176506	Coimbatore Cheran Kings	07/26/2024	Cancelled(8*)	0	0	19	-100.00%	0	2	4	N	None		09/2025	90+ Days	
177948	Coimbatore Crystal	08/27/2024	Active	17	0	0	0.00%	20		6	Y			10/2024		
190222	Coimbatore Manchester	09/22/2025	Active	20	20	0	100.00%	0		4	Y			01/2026	90+ Days	
176447	Coimbatore Manickam	07/28/2024	Active(2)	9	15	9	200.00%	0	11	1	Y			01/2026		
178717	Coimbatore Muthu	09/24/2024	Active	7	4	0	133.33%	20		6	Y			01/2026	90+ Days	
190535	Coimbatore Ooty Muttinad	11/24/2025	Newly Chartered	20	20	0	100.00%	0		2	Y			01/2026		
171719	Coimbatore R S Puram East	06/03/2024	Active	20	8	0	66.67%	20		3	Y		N	01/2026		
Clubs more than two years old																
45545	ANNUR TOWN Exc Award (06/30/2017, 06/30/2018, 06/30/2022)	11/11/1985	Active	82	0	0	0.00%	72		7	Y	2		01/2026		\$2,510.64
103785	COIMBATORE KONGU Exc Award (06/30/2016, 06/30/2017, 06/30/2018, 06/30/2019, 06/30/2022)	10/10/2008	Active	31	1	0	3.33%	31		3	Y		N	10/2025		\$20.00
117528	COIMBATORE ACHIEVERS Exc Award (06/30/2017, 06/30/2023)	08/07/2012	Active(1)	17	2	0	13.33%	21		6	Y			01/2026		\$1,000.93
44327	COIMBATORE AIRPORT Exc Award (06/30/2017, 06/30/2018, 06/30/2023)	10/29/1984	Active	33	4	14	-23.26%	46	11	0	Y		R	01/2026		\$450.50
142012	Coimbatore Akilam	07/06/2020	Active(1)	11	0	2	-15.38%	16	7	0	Y	3		01/2026		
142880	Coimbatore Anaikatti	12/15/2020	Active	20	3	0	17.65%	17		0	Y	3		01/2026	90+ Days	
101885	COIMBATORE ANNA NAGAR Exc Award (06/30/2023)	05/14/2008	Active	50	4	3	2.04%	49	6	1	Y		N	01/2026		\$1,000.93
135971	Coimbatore Aristo Exc Award (06/30/2022, 06/30/2023)	08/03/2018	Active(1)	57	1	0	1.79%	55		6	Y		N	01/2026		
153334	Coimbatore Avarampalayam	02/02/2023	Active(1)	10	9	2	233.33%	3	3	1	Y			01/2026		
117838	COIMBATORE BLESSING	09/17/2012	Active(1)	18	0	0	0.00%	20		6	Y		N	01/2026		



Club Health Assessment for DISTRICT 3241 D through January 2026

			Status	Membership						Reports				Finance	LCIF	
Club Number	Club Name	Charter Date	Times in Status Quo in Past 2 Years	Current Member Count **	YTD Members Added	YTD Members Dropped	YTD Net Growth% ***	Member Count 1 Year Ago	Dropped Members Avg.Length of Service	Months Since Membership Update	Current Officers Reported ****	Current President Repeated Term	VP Reported *****	Last Date Reported Service (mm/yyyy)	Account Balance	YTD Donations
Exc Award (06/30/2017)																
57393	COIMBATORE ELITE	10/02/1995	Active(1)	27	0	0	0.00%	27		17	Y			01/2026		
Exc Award (06/30/2017, 06/30/2018)																
156221	Coimbatore Ganapathy Supreme	09/30/2023	Cancelled(8*)	0	0	5	-100.00%	0	2	5	N	None			90+ Days	
44910	COIMBATORE GANDHIPURAM	04/04/1985	Active(2)	4	0	0	0.00%	4		2	Y			01/2026		
152299	Coimbatore Gem	08/31/2022	Active	20	3	0	17.65%	17		1	Y			01/2026	90+ Days	
100132	COIMBATORE GLOBAL	08/30/2007	Cancelled(8*)	0	5	20	-100.00%	15	11	0	N	None		01/2026	90+ Days	
126433	Coimbatore Gold	01/18/2016	Active	7	2	0	40.00%	5		6	Y		N	01/2026		
Exc Award (06/30/2017)																
137986	Coimbatore Grand	04/17/2019	Active	31	4	2	6.90%	30	5	3	Y		N	01/2026		\$576.64
Exc Award (06/30/2023)																
156232	Coimbatore Helping Soldiers	09/30/2023	Active(1)	10	5	0	100.00%	10		0	Y		N	01/2026	90+ Days	
138676	Coimbatore Idhayam	06/20/2019	Active(1)	15	0	0	0.00%	14		8	Y		N	01/2026		
52351	COIMBATORE IND CITY	12/26/1991	Active(1)	12	0	0	0.00%	0		8	Y			01/2026		
Exc Award (06/30/2017, 06/30/2019)																
155660	Coimbatore Information Technology	09/28/2023	Active(2)	20	0	0	0.00%	20		24	Y	3		01/2026		
129663	Coimbatore Jupiter	12/19/2016	Active	35	4	0	12.90%	40		6	Y	5	N	01/2026	90+ Days	
Exc Award (06/30/2017)																
153662	Coimbatore Kallapalayam	03/21/2023	Active	21	5	0	31.25%	16		2	Y			01/2026		
153663	Coimbatore Keeranatham Ignite	03/21/2023	Active(1)	13	3	0	30.00%	20		1	Y			01/2026		
152302	Coimbatore Machegoundan Palayam	09/01/2022	Active(2)	38	0	0	0.00%	38		22	Y			01/2026		
57903	COIMBATORE MELVIN JONES	02/20/1996	Active(2)	16	2	1	6.67%	18	7	0	Y			01/2026		
Exc Award (06/30/2017)																
135926	Coimbatore Metropolitan	08/07/2018	Active	23	2	0	9.52%	18		6	Y		N	01/2026		
Exc Award (06/30/2023)																
87793	COIMBATORE NEW CENTRAL	04/14/2005	Active	5	1	1	0.00%	15	46	1	Y	4		01/2026		
Exc Award (06/30/2017)																
151043	Coimbatore NFB	06/21/2022	Active(1)	16	0	0	0.00%	16		6	Y	5		01/2026		
138163	Coimbatore Nightingale	06/03/2019	Active	7	2	2	0.00%	10	4	1	Y			01/2026		



Club Health Assessment for DISTRICT 3241 D through January 2026

			Status	Membership						Reports				Finance	LCIF	
Club Number	Club Name	Charter Date	Times in Status Quo in Past 2 Years	Current Member Count **	YTD Members Added	YTD Members Dropped	YTD Net Growth% ***	Member Count 1 Year Ago	Dropped Members Avg.Length of Service	Months Since Membership Update	Current Officers Reported ****	Current President Repeated Term	VP Reported *****	Last Date Reported Service (mm/yyyy)	Account Balance	YTD Donations
43125	COIMBATORE NORTH	10/21/1983	Active(2)	23	8	0	53.33%	15		1	Y	2		01/2026		
	Exc Award (06/30/2017)															
156242	Coimbatore Pattampoochigal	09/28/2023	Active(1)	15	0	0	0.00%	20		2	Y			12/2025		
153664	Coimbatore Peelamedu Riders	03/10/2023	Active(1)	10	0	0	0.00%	20		4	N	None		01/2026	90+ Days	
48138	COIMBATORE PERIYANAICKENPALAYM	02/03/1988	Active	21	1	1	0.00%	21	3	4	Y	8		01/2026		
	Exc Award (06/30/2017, 06/30/2023)															
129503	Coimbatore Presidency	11/30/2016	Active(1)	10	7	1	150.00%	4	27	1	Y	4		01/2026		
	Exc Award (06/30/2017, 06/30/2018, 06/30/2019)															
63642	COIMBATORE PRESTIGE	10/23/2000	Cancelled(8*)	0	5	17	-100.00%	12	16	0	N	None		08/2023	90+ Days	
	Exc Award (06/30/2017)															
153660	Coimbatore Rabwin	03/21/2023	Active(2)	20	20	20	0.00%	0	3	0	Y	4		01/2026		
51158	COIMBATORE RACE COURSE	12/28/1990	Active	22	5	2	15.79%	19	19	1	N			01/2026		
	Exc Award (06/30/2017, 06/30/2022)															
121242	Coimbatore Rainbow	01/28/2014	Active(1)	6	3	0	100.00%	3		1	Y	3		01/2026	90+ Days	
139115	Coimbatore Rathinam	07/22/2019	Active(2)	175	0	0	0.00%	175		12	Y			01/2026		
	Exc Award (06/30/2022)															
148527	Coimbatore Saaral	10/04/2021	Active	6	4	4	0.00%	7	4	0	Y	5	N	01/2026		
	Exc Award (06/30/2022)															
53945	COIMBATORE SAIBABA COLONY	12/29/1992	Active	24	1	4	-11.11%	27	9	1	Y			01/2026		
	Exc Award (06/30/2019)															
60331	COIMBATORE SANGAMAM	01/29/1998	Active	65	12	2	18.18%	78	5	2	Y		N	01/2026		\$2,100.15
	Exc Award (06/30/2017, 06/30/2019, 06/30/2022, 06/30/2023)															
150559	Coimbatore Sangamithra	04/27/2022	Cancelled(8*)	0	2	13	-100.00%	15	3	0	N	None		10/2025	90+ Days	
152491	Coimbatore Saravanampatty IT Park	09/01/2022	Active(2)	17	0	0	0.00%	17		5	Y			01/2026		
135941	Coimbatore Semmozhi	07/26/2018	Active(1)	5	0	0	0.00%	5		24	N	None		01/2026	90+ Days	
44331	COIMBATORE SIDHAPUDUR	10/22/1984	Active	17	1	2	-5.56%	18	3	1	Y	2	R	01/2026		
147465	Coimbatore Siruvani	07/16/2021	Active	30	2	1	3.45%	31	3	0	Y			12/2025		
	Exc Award (06/30/2022, 06/30/2023)															
127117	Coimbatore Smart City	04/04/2016	Active(1)	23	1	0	4.55%	20		4	Y	3		01/2026		\$1.16




Club Health Assessment for DISTRICT 3241 D through January 2026

			Status		Membership					Reports				Finance		LCIF			
Club Number	Club Name	Charter Date	Times in Status Quo in Past 2 Years	Current Member Count **	YTD Members Added	YTD Members Dropped	YTD Net Growth% ***	Member Count 1 Year Ago	Dropped Members Avg.Length of Service	Months Since Membership Update	Current Officers Reported ****	Current President Repeated Term	VP Reported *****	Last Date Reported Service (mm/yyyy)	Account Balance	YTD Donations			
Exc Award (06/30/2017, 06/30/2019, 06/30/2022)			Active(1)	22	2	0	10.00%	26		5	Y			01/2026		\$360.40			
100411	COIMBATORE STAR VISION	10/23/2007																	
Exc Award (06/30/2017, 06/30/2023)																			
148554	Coimbatore Sunrisers	10/07/2021	Cancelled(8*)	0	9	13	-100.00%	3	8	0	N	None		01/2026	90+ Days				
36775	COIMBATORE TEX-CITY	03/12/1979	Active	7	0	2	-22.22%	12	6	4	Y	2		01/2026					
Exc Award (06/30/2017)																			
135167	Coimbatore Titanium	06/20/2018	Active(2)	10	7	0	233.33%	0		1	Y			01/2026					
153661	Coimbatore Uppilpalayam	03/10/2023	Active(1)	14	4	0	40.00%	10		6	Y	2		01/2026	90+ Days				
152297	Coimbatore Varadharajapuram	02/02/2023	Active(2)	10	5	0	100.00%	5		1	Y			01/2026					
102838	COIMBATORE VICTORY	06/26/2008	Active	17	2	0	13.33%	25		6	Y	3		01/2026	90+ Days				
Exc Award (06/30/2017, 06/30/2018)																			
49015	COIMBATORE WEST	11/04/1988	Active	35	6	3	9.38%	22	11	1	Y			01/2026		\$3,002.79			
Exc Award (06/30/2019)																			
45546	KARAMADAI	11/01/1985	Active	20	2	2	0.00%	24	3	0	Y		N	01/2026					
Exc Award (06/30/2017)																			
26491	METTUPALAYAM	04/30/1970	Active	36	2	4	-5.26%	35	11	0	Y			01/2026					
55044	SIRUMUGAI	11/11/1993	Active	20	2	0	11.11%	19		6	Y		N	01/2026					
Exc Award (06/30/2017)																			
41091	SOMANUR	03/30/1982	Active	30	5	0	20.00%	22		0	Y			01/2026					
Exc Award (06/30/2017, 06/30/2018, 06/30/2019, 06/30/2022)																			
98246	THUDIYALUR	01/05/2007	Active	43	6	1	13.16%	41	2	3	Y			01/2026					
Exc Award (06/30/2017)																			
Current Total Clubs Count	YTD New Clubs Count	YTD Cancelled Clubs Count	YTD Net Club Gain	Current Total Members Count	YTD Add	YTD Drop	YTD Net Growth	YTD Net Growth %	Member Count 12 Months Ago	Average Member Count Per Club	% of Clubs with less than 20 members	% No Officer Report in 12 Months	% of Clubs with balance 90+ days	Number of Clubs in Status Quo	% Status Quo Clubs in Financial Suspension	Number of Cancelled Clubs	Average Cancelled Club Age	Members Lost Due to Cancellation	% of Clubs Cancelled for Non-Financial Reasons
65	3	6	-3	1,535	273	172	101	7.04%	1,474	24	46%	2%	18%	0	0%	6	9	87	0%



Club Health Assessment for DISTRICT 3241 D through January 2026

																
Club Number	Club Name	Charter Date	Status	Membership					Reports				Finance	LCIF		
			Times in Status Quo in Past 2 Years	Current Member Count **	YTD Members Added	YTD Members Dropped	YTD Net Growth% ***	Member Count 1 Year Ago	Dropped Members Avg.Length of Service	Months Since Membership Update	Current Officers Reported ****	Current President Repeated Term	VP Reported *****	Last Date Reported Service (mm/yyyy)	Account Balance	YTD Donations

* - P - Priority Club. Cancellation Reasons: 1-Objectives/conduct, 2-Non-active club, 5-Non-existing club, 6-Disbanding, 7-Merger, 8-Financial Suspension, 9-District/Multiple District Dues.

** Red denotes below 15 active members.

*** Red denotes 20% + loss.

**** Y - all 3 (President, Secretary, Treasurer) club officers reported, N - not all 3 reported.

***** Abbreviation: N-New, IP-Immediate Past, R-Repeat.



Club Health Assessment for DISTRICT 3241 E through January 2026

			Status	Membership					Reports					Finance		LCIF
Club Number	Club Name	Charter Date	Times in Status Quo in Past 2 Years	Current Member Count **	YTD Members Added	YTD Members Dropped	YTD Net Growth% ***	Member Count 1 Year Ago	Dropped Members Avg.Length of Service	Months Since Membership Update	Current Officers Reported ****	Current President Repeated Term	VP Reported *****	Last Date Reported Service (mm/yyyy)	Account Balance	YTD Donations
Clubs less than two years old																
181485	Chennai Anna Nagar Go Getters	03/31/2025	Active	20	0	0	0.00%	0		8	Y	2	N	09/2025		\$31.41
178552	Chennai Anna Nagar Zoomers	09/18/2024	Active	20	0	0	0.00%	20		5	Y	2	N	08/2025		\$81.41
179758	Chennai Balajis Padmavathi	12/06/2024	Active	20	0	0	0.00%	20		7	Y	2	N	08/2025		\$33.74
191285	Chennai Challengers	12/11/2025	Newly Chartered	20	20	0	100.00%	0		0	Y			01/2026		
180730	Chennai Delight Givers	03/31/2025	Active	20	0	0	0.00%	0		0	Y	2		08/2025	90+ Days	\$5.16
178548	Chennai Greater Elite	09/17/2024	Active	20	0	0	0.00%	15		0	Y	2		07/2025	90+ Days	\$9.16
191489	Chennai Kamadhenu	12/08/2025	Newly Chartered	20	20	0	100.00%	0		1	Y			01/2026		
189782	Chennai Kellys	09/26/2025	Active	22	22	0	100.00%	0		0	Y		N	12/2025		
190595	Chennai Legend Elite	12/17/2025	Newly Chartered	20	20	0	100.00%	0		0	Y		N			\$1.16
180622	Chennai Madrasapattinam	02/10/2025	Active	21	2	1	5.00%	0	1	1	Y	2		08/2025	90+ Days	\$16.47
179775	Chennai Maduravoyal Super Kings	01/09/2025	Active	30	12	5	30.43%	22	1	0	Y	2	R	01/2026		\$787.13
176796	Chennai Media Chamber	09/12/2024	Cancelled(8*)	0	0	12	-100.00%	20	1	7	N	None		11/2024	90+ Days	
187157	Chennai Pattinam	07/25/2025	Active	20	20	0	100.00%	0		4	Y		N	11/2025		\$8.00
178526	Chennai Pride	09/12/2024	Cancelled(8*)	0	0	29	-100.00%	26	1	10	N	None		10/2024	90+ Days	
178705	Chennai R A Puram	11/13/2024	Cancelled(8*)	0	0	17	-100.00%	22	2	0	N	None		12/2024	90+ Days	
185606	Chennai Teachers	07/25/2025	Active	20	20	0	100.00%	0		6	Y			09/2025		
180529	Chennai Udhayam Stars	01/23/2025	Active	20	0	0	0.00%	20		1	Y	2	N	08/2025		
178616	Chennai Vaagai	09/18/2024	Active	20	0	0	0.00%	20		16	Y			10/2025		
Clubs more than two years old																
128407	Chennai Aaditya	10/04/2016	Active	11	0	0	0.00%	11		20	Y			08/2024		
148740	Chennai Aakasha	12/17/2021	Cancelled(8*)	0	0	39	-100.00%	41	4	1	N	None		03/2025	90+ Days	
112106	CHENNAI AAVARAM POO	08/25/2011	Active	77	14	5	13.24%	68	6	1	Y		N	01/2026		\$542.22
Exc Award (06/30/2018, 06/30/2022, 06/30/2023, 06/30/2025)																
156312	Chennai Anna Nagar Elite	09/30/2023	Active	20	0	0	0.00%	20		8	Y		R	09/2025		\$121.88




Club Health Assessment for DISTRICT 3241 E through January 2026

			Status	Membership						Reports				Finance		LCIF
Club Number	Club Name	Charter Date	Times in Status Quo in Past 2 Years	Current Member Count **	YTD Members Added	YTD Members Dropped	YTD Net Growth% ***	Member Count 1 Year Ago	Dropped Members Avg.Length of Service	Months Since Membership Update	Current Officers Reported ****	Current President Repeated Term	VP Reported *****	Last Date Reported Service (mm/yyyy)	Account Balance	YTD Donations
65189	CHENNAI ANNA NAGAR TOWERS Exc Award (06/30/2018, 06/30/2022)	04/15/2002	Status Quo(1)	16	0	16	-50.00%	32	3	6	Y			12/2025	90+ Days	
132100	Chennai Centennial Anna Nagar Exc Award (06/30/2022, 06/30/2023, 06/30/2025)	07/03/2017	Active	87	32	1	55.36%	52	4	0	Y		N	01/2026		\$34,401.38
132480	Chennai Centennial Udayam Exc Award (06/30/2025)	10/26/2017	Active	43	12	0	38.71%	21		0	Y	2	N	01/2026		\$1,528.08
109044	CHENNAI CENTRAL CHITLAPAKKAM	09/17/2010	Active	74	15	0	25.42%	67		0	Y		N	01/2026		\$443.57
148544	Chennai City	10/18/2021	Cancelled(8*)	0	0	46	-100.00%	46	4	1	N	None		07/2025	90+ Days	
120563	Chennai Cosmopolitan	10/16/2013	Active(1)	16	0	14	-46.67%	30	8	0	Y	2		07/2025	90+ Days	
148680	Chennai Creators	12/24/2021	Cancelled(8*)	0	0	86	-100.00%	85	4	1	N	None		07/2025	90+ Days	
148742	Chennai Deeksha	12/20/2021	Cancelled(8*)	0	0	71	-100.00%	66	4	1	N	None		07/2025	90+ Days	
135913	Chennai Desire Exc Award (06/30/2019, 06/30/2020, 06/30/2021, 06/30/2022, 06/30/2023, 06/30/2024, 06/30/2025)	07/17/2018	Active	36	13	2	44.00%	28	2	1	Y		N	12/2025		\$1,858.81
116118	CHENNAI DR ANNIE BESANT	04/16/2012	Active	47	0	0	0.00%	47		6	Y			10/2025		\$53.87
109684	CHENNAI EDIFICE Exc Award (06/30/2025)	11/29/2010	Cancelled(8*)	0	0	28	-100.00%	28	5	0	N	None		08/2025	90+ Days	
148545	Chennai Friends	10/18/2021	Cancelled(8*)	0	0	36	-100.00%	36	4	1	N	None		08/2025	90+ Days	
145154	Chennai Jini Nagar	02/23/2021	Active(2)	2	0	0	0.00%	10		6	N	None		03/2025		
131673	Chennai Marina Centennial Exc Award (06/30/2018)	07/03/2017	Active	26	0	0	0.00%	16		1	Y		N	10/2025		\$114.60
117426	CHENNAI MINT	07/23/2012	Active	25	16	0	177.78%	9		4	Y		N	11/2025		
148300	Chennai Nanganallur	10/01/2021	Active(1)	15	0	7	-31.82%	21	3	6	Y			12/2024		
148200	Chennai Nesapakkam	09/09/2021	Cancelled(8*)	0	0	16	-100.00%	20	5	0	N	None		08/2025	90+ Days	
112104	CHENNAI PERUNGUDI	08/24/2011	Active	8	1	0	14.29%	7		4	Y		N	10/2025		
77785	CHENNAI PRIME Exc Award (06/30/2022)	11/07/2003	Active	1	0	0	0.00%	5		6	N	None		10/2024		\$2.33
152568	Chennai Rocking Millennials	12/16/2022	Active	20	0	0	0.00%	20		5	Y		N	08/2025		\$61.88
68554	CHENNAI ROSES	04/15/2003	Active	18	1	8	-28.00%	25	8	2	Y		N	08/2025	90+ Days	\$59.69



Club Health Assessment for DISTRICT 3241 E through January 2026

<div>INTERNATIONAL</div>						Status				Membership				Reports				Finance		LCIF	
						Times in Status Quo in Past 2 Years	Current Member Count **	YTD Members Added	YTD Members Dropped	YTD Net Growth% ***	Member Count 1 Year Ago	Dropped Members Avg.Length of Service	Months Since Membership Update	Current Officers Reported ****	Current President Repeated Term	VP Reported *****	Last Date Reported Service (mm/yyyy)	Account Balance	YTD Donations		
Club Number	Club Name	Charter Date																			
Exc Award (06/30/2022)																					
148299	Chennai Royal Koyambedu	09/24/2021	Cancelled(8*)	0	0	22	-100.00%	21	4	1	N	None		04/2025	90+ Days						
156482	Chennai Serving Sparrows	10/25/2023	Active	20	0	0	0.00%	20		18	Y			09/2025							
121050	Chennai Share	12/30/2013	Cancelled(8*)	0	0	5	-100.00%	9	1	0	N	None		03/2025	90+ Days						
103357	CHENNAI SIKSHA	08/14/2008	Active	15	0	5	-25.00%	20	9	6	N	None		07/2025							
Exc Award (06/30/2023)																					
135397	Chennai Subiksha	07/17/2018	Active	5	0	4	-44.44%	9	3	6	Y		N	10/2025							
Exc Award (06/30/2021, 06/30/2022)																					
148743	Chennai Suraksha	12/20/2021	Cancelled(8*)	0	0	85	-100.00%	77	4	1	N	None		03/2025	90+ Days						
142803	Chennai Washermpet	09/07/2020	Active	19	2	1	5.56%	29	1	0	Y		N	01/2026		\$43.05					
Exc Award (06/30/2023)																					
57250	MADRAS BALAJI AVENUE	07/24/1995	Active	26	9	0	52.94%	16		1	Y		N	08/2025		\$194.70					
38224	MADRAS MAMBALAM	03/11/1980	Active	17	0	0	0.00%	20		6	Y			01/2026		\$214.15					
29825	MADRAS NANDAMBAKKAM	09/26/1974	Active(1)	38	3	0	8.57%	33		5	Y		N	01/2026		\$101.24					
Exc Award (06/30/2025)																					
46672	MADRAS ROYAPURAM	11/03/1986	Active	85	32	5	46.55%	71	4	0	Y	2	N	12/2025		\$5,247.49					
Exc Award (06/30/2022, 06/30/2023, 06/30/2025)																					
63077	MADRAS TECHNOCITY	04/13/2000	Active(1)	28	18	3	115.38%	13	5	0	Y		N	01/2026		\$48.87					
51004	MADRAS TEMPLE CITY	10/15/1990	Active	10	2	1	11.11%	9	30	3	Y	2		10/2025		\$51.41					
Current Total Clubs Count	YTD New Clubs Count	YTD Cancelled Clubs Count	YTD Net Club Gain	Current Total Members Count	YTD Add	YTD Drop	YTD Net Growth	YTD Net Growth %	Member Count 12 Months Ago	Average Member Count Per Club	% of Clubs with less than 20 members	% No Officer Report in 12 Months	% of Clubs with balance 90+ days	Number of Clubs in Status Quo	% Status Quo Clubs in Financial Suspension	Number of Cancelled Clubs	Average Cancelled Club Age	Members Lost Due to Cancellation	% of Clubs Cancelled for Non-Financial Reasons		
43	6	13	-7	1,118	306	570	-264	-19.10%	1,343	26	30%	5%	14%	1	100%	13	5	492	0%		

* - P - Priority Club. Cancellation Reasons: 1-Objectives/conduct, 2-Non-active club, 5-Non-existing club, 6-Disbanding, 7-Merger, 8-Financial Suspension, 9-District/Multiple District Dues.

** Red denotes below 15 active members.

*** Red denotes 20% + loss.

**** Y - all 3 (President, Secretary, Treasurer) club officers reported, N - not all 3 reported.

***** Abbreviation: N-New, IP-Immediate Past, R-Repeat.



Club Health Assessment for DISTRICT 3241 F through January 2026

			Status	Membership						Reports				Finance	LCIF	
Club Number	Club Name	Charter Date	Times in Status Quo in Past 2 Years	Current Member Count **	YTD Members Added	YTD Members Dropped	YTD Net Growth% ***	Member Count 1 Year Ago	Dropped Members Avg.Length of Service	Months Since Membership Update	Current Officers Reported ****	Current President Repeated Term	VP Reported *****	Last Date Reported Service (mm/yyyy)	Account Balance	YTD Donations
Clubs less than two years old																
185114	Chennai Accord	10/31/2025	Active	18	20	2	100.00%	0	0	0	Y				90+ Days	
180616	Chennai Joyful	03/26/2025	Cancelled(8*)	0	0	20	-100.00%	0	1	10	N	None			90+ Days	
180619	Chennai Paradise	03/26/2025	Cancelled(8*)	0	0	20	-100.00%	0	1	10	N	None			90+ Days	
156869	Chennai Sigaram	03/11/2024	Active(1)	20	0	0	0.00%	20		9	Y	3		11/2025		
190527	Chennai Victory	09/30/2025	Active	20	20	0	100.00%	0		4	Y				90+ Days	
Clubs more than two years old																
105320	CHENNAI ASPIRE	04/21/2009	Active(2)	21	0	0	0.00%	21		15	N	None		12/2023		
109771	CHENNAI ADAM METRO	12/21/2010	Active(2)	22	0	0	0.00%	22		11	Y	3		07/2025		
109263	CHENNAI AMBEDKAR NAGAR	09/28/2010	Active(1)	39	1	0	2.63%	38		6	Y	3		07/2025		
109338	CHENNAI ANNA NAGAR VASANTHAM	09/27/2010	Active(1)	36	0	0	0.00%	40		6	Y			07/2025		
115247	CHENNAI BHARATHIAR	10/04/2011	Active	45	0	0	0.00%	56		6	Y			11/2025	90+ Days	
155281	Chennai Delta	09/30/2023	Active(2)	25	0	0	0.00%	25		12	Y	2		11/2025		
120373	Chennai Egai	09/20/2013	Active(1)	40	0	12	-23.08%	51	9	0	Y			11/2025		
148679	Chennai Elegant	12/24/2021	Active(3)	10	0	0	0.00%	11		10	Y			11/2025		
116372	CHENNAI GATEWAY NORTH	04/16/2012	Active(2)	26	0	0	0.00%	21		8	Y		N	11/2025		\$1,047.49
155378	Chennai Gold	09/11/2023	Active(1)	8	0	0	0.00%	9		11	Y	3		02/2025		
121464	Chennai Jai Hind	02/28/2014	Active	48	2	0	4.35%	46		6	Y			11/2025		
145666	Chennai Jupiter	03/25/2021	Active(1)	3	1	1	0.00%	3	3	0	Y	3		06/2025		
109884	CHENNAI KINGS	02/08/2011	Active(1)	42	1	0	2.44%	40		6	Y			11/2025		
148682	Chennai Legends	12/24/2021	Active(2)	27	0	0	0.00%	24		10	Y	2		11/2025		
109641	CHENNAI MEENAM	11/19/2010	Active	12	4	1	33.33%	9	15	0	Y		N	09/2025		
112105	CHENNAI MULLAI PERIYAR	08/25/2011	Active(2)	6	0	0	0.00%	6		2	Y			11/2025		
118396	CHENNAI MUTHAMIZH	12/06/2012	Active(2)	42	0	0	0.00%	41		3	Y			11/2025		
109437	CHENNAI NEW ASHOK NAGAR	09/30/2010	Active	41	1	24	-35.94%	64	8	1	Y			11/2025		
155289	Chennai New Green City	09/30/2023	Active(2)	24	0	0	0.00%	0		8	Y			11/2025		




Club Health Assessment for DISTRICT 3241 F through January 2026

			Membership							Reports				Finance		LCIF			
Club Number	Club Name	Charter Date	Status	Current Member Count **	YTD Members Added	YTD Members Dropped	YTD Net Growth% ***	Member Count 1 Year Ago	Dropped Members Avg.Length of Service	Months Since Membership Update	Current Officers Reported ****	Current President Repeated Term	VP Reported *****	Last Date Reported Service (mm/yyyy)	Account Balance	YTD Donations			
			Times in Status Quo in Past 2 Years																
155290	Chennai New Pride	09/30/2023	Active(1)	22	0	1	-4.35%	21	2	5	Y			11/2025	90+ Days				
109429	CHENNAI NEW ROYAL ASHOK NAGAR	12/06/2010	Active(2)	32	1	4	-8.57%	35	6	4	Y			11/2025					
155280	Chennai New Trust	09/29/2023	Active(2)	5	0	6	-54.55%	12	2	3	Y			11/2023					
116147	CHENNAI PARI NAGAR	04/16/2012	Active(1)	26	1	1	0.00%	25	10	1	Y			11/2025					
155291	Chennai Podhigai	09/30/2023	Active(2)	22	0	0	0.00%	21		10	Y	2		11/2025					
155292	Chennai Prince	09/30/2023	Active(2)	24	1	0	4.35%	20		4	Y	3		11/2025					
116120	CHENNAI PUSPAK	04/16/2012	Active(1)	41	0	0	0.00%	40		8	Y	3		11/2025					
109304	CHENNAI QUEENS	09/30/2010	Active	45	0	0	0.00%	50		6	Y			11/2025					
116119	CHENNAI RAILMEN	04/16/2012	Active(1)	44	0	0	0.00%	45		15	Y	5		11/2025					
117966	CHENNAI ROSILY	10/08/2012	Active(2)	10	0	1	-9.09%	11	5	9	Y		R	07/2025					
121034	Chennai Serve	12/30/2013	Active(1)	40	0	0	0.00%	40		15	Y	3		11/2025	90+ Days				
155284	Chennai Serving Star	09/30/2023	Active(2)	21	0	0	0.00%	20		8	Y	3		11/2025					
144973	Chennai Seva	01/27/2021	Active	5	0	0	0.00%	19		6	Y			07/2024					
121453	Chennai Silver	02/26/2014	Active(1)	59	0	0	0.00%	59		8	Y	2		11/2025					
121033	Chennai Smile	12/27/2013	Active(1)	38	0	2	-5.00%	40	7	8	Y			11/2025					
155282	Chennai Sun City	09/28/2023	Active(2)	26	0	0	0.00%	24		8	Y			11/2025					
109045	CHENNAI TOWN	08/20/2010	Active	41	1	0	2.50%	40		6	Y			11/2025					
109264	CHENNAI UDHAYAM	09/28/2010	Active(1)	32	1	0	3.23%	30		6	Y			11/2025					
Exc Award (06/30/2016)																			
117699	CHENNAI WINNERS	08/23/2012	Active(2)	36	0	0	0.00%	36		8	Y	2		11/2025			90+ Days		
26420	GUINDY	01/08/1964	Active	11	0	0	0.00%	26		1	Y		N	07/2024					
62740	MADRAS ANNAI	01/26/2000	Cancelled(8*)	0	0	21	-100.00%	0	13	3	N	None		07/2025					
Current Total Clubs Count	YTD New Clubs Count	YTD Cancelled Clubs Count	YTD Net Club Gain	Current Total Members Count	YTD Add	YTD Drop	YTD Net Growth	YTD Net Growth %	Member Count 12 Months Ago	Average Member Count Per Club	% of Clubs with less than 20 members	% No Officer Report in 12 Months	% of Clubs with balance 90+ days	Number of Clubs in Status Quo	% Status Quo Clubs in Financial Suspension	Number of Cancelled Clubs	Average Cancelled Club Age	Members Lost Due to Cancellation	% of Clubs Cancelled for Non-Financial Reasons
42	2	3	-1	1,155	55	116	-61	-5.02%	1,161	28	24%	2%	14%	0	0%	3	9	61	0%



Club Health Assessment for DISTRICT 3241 F through January 2026

			Status	Membership					Reports				Finance	LCIF		
Club Number	Club Name	Charter Date	Times in Status Quo in Past 2 Years	Current Member Count **	YTD Members Added	YTD Members Dropped	YTD Net Growth% ***	Member Count 1 Year Ago	Dropped Members Avg.Length of Service	Months Since Membership Update	Current Officers Reported ****	Current President Repeated Term	VP Reported *****	Last Date Reported Service (mm/yyyy)	Account Balance	YTD Donations

* - P - Priority Club. Cancellation Reasons: 1-Objectives/conduct, 2-Non-active club, 5-Non-existing club, 6-Disbanding, 7-Merger, 8-Financial Suspension, 9-District/Multiple District Dues.

** Red denotes below 15 active members.

*** Red denotes 20% + loss.

**** Y - all 3 (President, Secretary, Treasurer) club officers reported, N - not all 3 reported.

***** Abbreviation: N-New, IP-Immediate Past, R-Repeat.



Club Health Assessment for DISTRICT 3241 G through January 2026

			Status	Membership						Reports				Finance	LCIF	
Club Number	Club Name	Charter Date	Times in Status Quo in Past 2 Years	Current Member Count **	YTD Members Added	YTD Members Dropped	YTD Net Growth% ***	Member Count 1 Year Ago	Dropped Members Avg.Length of Service	Months Since Membership Update	Current Officers Reported ****	Current President Repeated Term	VP Reported *****	Last Date Reported Service (mm/yyyy)	Account Balance	YTD Donations
Clubs less than two years old																
179056	Aranthangi Chozha	10/17/2024	Active	19	0	1	-5.00%	20	1	3	Y	2		12/2025	90+ Days	
174738	Chidambaram Aalayam	07/22/2024	Active	45	5	0	12.50%	40		3	Y			03/2025		
186553	Chinnasalem Stars	07/25/2025	Active	41	41	0	100.00%	0		4	Y			08/2025		
190061	Kallakurichi Central	09/25/2025	Active	37	37	0	100.00%	0		1	Y		N	12/2025		
180920	Neyveli Global City	03/11/2025	Active	22	2	2	0.00%	0	1	1	Y	2		10/2025		
190793	Pondicherry Marina	11/10/2025	Newly Chartered	32	32	0	100.00%	0		1	Y			12/2025		
190533	Pondicherry White Town	12/15/2025	Newly Chartered	20	20	0	100.00%	0		1	Y					
185128	Tindivanam Chozha Mandalam	07/25/2025	Active	34	37	3	100.00%	0	0	4	Y		N	08/2025		
175503	Vadalur Pride	07/26/2024	Active(1)	19	7	1	46.15%	20	1	1	Y		R	01/2026		
191474	Veppur Pride	12/02/2025	Newly Chartered	21	21	0	100.00%	0		1	Y			12/2025		
179361	Villupuram Annai Maragatham	11/04/2024	Active	20	0	0	0.00%	20		14	N	None		11/2024		
172057	Villupuram Central	06/10/2024	Active	21	4	0	23.53%	23		5	Y		N	01/2026		
185355	Villupuram Royals	07/25/2025	Active(1)	26	29	3	100.00%	0	1	0	Y			01/2026		\$1,024.21
Clubs more than two years old																
68634	AVALURPET	04/15/2003	Active	31	3	1	6.90%	31	23	1	Y		N	01/2026		
	Exc Award (06/30/2016, 06/30/2017, 06/30/2018, 06/30/2019)															
151895	Avalurpet Chithagiri Murugan	07/21/2022	Active	33	0	2	-5.71%	39	3	1	Y		N	01/2026		
	Exc Award (06/30/2023)															
40716	BAHOOR	12/03/1981	Active	20	3	0	17.65%	15		2	Y		N	01/2026		
	Exc Award (06/30/2016, 06/30/2017)															
48233	BHUWANAGIRI	03/01/1988	Active	67	4	0	6.35%	63		5	Y			01/2026		
	Exc Award (06/30/2016, 06/30/2017, 06/30/2019, 06/30/2020, 06/30/2023)															
103676	CHIDAMBARAM SUPREME	10/14/2008	Active	26	0	0	0.00%	27		6	Y		N	07/2024		
	Exc Award (06/30/2016, 06/30/2017, 06/30/2020)															



Club Health Assessment for DISTRICT 3241 G through January 2026

			Status	Membership						Reports				Finance	LCIF	
Club Number	Club Name	Charter Date	Times in Status Quo in Past 2 Years	Current Member Count **	YTD Members Added	YTD Members Dropped	YTD Net Growth% ***	Member Count 1 Year Ago	Dropped Members Avg.Length of Service	Months Since Membership Update	Current Officers Reported ****	Current President Repeated Term	VP Reported *****	Last Date Reported Service (mm/yyyy)	Account Balance	YTD Donations
63845	CHIDAMBARAM COSMOPOLITAN Exc Award (06/30/2016, 06/30/2017, 06/30/2020)	12/06/2000	Active	71	1	3	-2.74%	70	5	1	Y			09/2025		
135398	Chidambaram Golden Roof Exc Award (06/30/2023, 06/30/2024)	07/25/2018	Active	30	0	0	0.00%	30		0	Y		N	03/2025		
26416	CHIDAMBARAM HOST Exc Award (06/30/2016, 06/30/2023)	04/02/1970	Active	29	3	1	7.41%	30	45	3	Y	2		08/2024	90+ Days	
147511	Chidambaram Social Vision and Mission	09/13/2021	Active	20	0	0	0.00%	20		21	N	None		08/2024		
58408	CHIDAMBARAM TEMPLE CITY Exc Award (06/30/2016, 06/30/2017, 06/30/2018)	06/19/1996	Active	16	0	3	-15.79%	20	13	0	Y			10/2024		
150960	Chidambaram Thillayambalam Exc Award (06/30/2024)	06/07/2022	Active	23	0	0	0.00%	33		7	Y			10/2025		
62943	CHINNASALEM Exc Award (06/30/2016, 06/30/2017, 06/30/2018)	03/20/2000	Active	48	0	2	-4.00%	58	3	1	Y		N	08/2024		
26417	CUDDALORE Exc Award (06/30/2017)	06/21/1970	Active(3)	31	0	0	0.00%	36		4	Y		N	08/2024		
106403	CUDDALORE ANCIENT CITY Exc Award (06/30/2016, 06/30/2017)	08/26/2009	Active(1)	20	0	0	0.00%	20		17	N	None		08/2024		
61251	CUDDALORE CENTRAL Exc Award (06/30/2016, 06/30/2017, 06/30/2018, 06/30/2020, 06/30/2023)	11/10/1998	Active	35	9	3	20.69%	31	7	3	Y			01/2026	90+ Days	
99974	CUDDALORE COSMOPOLITAN Exc Award (06/30/2020)	07/31/2007	Active	23	1	3	-8.00%	25	10	1	Y			01/2026		
98226	CUDDALORE GOLDEN CITY Exc Award (06/30/2016, 06/30/2017)	12/27/2006	Active	24	4	0	20.00%	20		0	Y		N	08/2024		
102091	CUDDALORE PADALI CITY Exc Award (06/30/2017, 06/30/2019, 06/30/2022, 06/30/2024)	05/23/2008	Active(1)	26	7	1	30.00%	19	17	4	Y		N	01/2026		
56555	CUDDALORE PORT Exc Award (06/30/2016, 06/30/2017, 06/30/2019, 06/30/2020)	02/20/1995	Active	22	3	0	15.79%	21		4	Y			12/2025	90+ Days	
143655	Cuddalore Royal	11/23/2020	Active	21	0	0	0.00%	24		7	Y			08/2024		



Club Health Assessment for DISTRICT 3241 G through January 2026

			Status	Membership						Reports				Finance	LCIF	
Club Number	Club Name	Charter Date	Times in Status Quo in Past 2 Years	Current Member Count **	YTD Members Added	YTD Members Dropped	YTD Net Growth***	Member Count 1 Year Ago	Dropped Members Avg.Length of Service	Months Since Membership Update	Current Officers Reported ****	Current President Repeated Term	VP Reported *****	Last Date Reported Service (mm/yyyy)	Account Balance	YTD Donations
111403	CUDDALORE SREE GOLD	06/16/2011	Active	24	3	2	4.35%	25	5	4	Y		N	09/2025		
	Exc Award (06/30/2016, 06/30/2018, 06/30/2019)															
89507	CUDDALORE SUPREME	10/25/2005	Active(1)	17	1	0	6.25%	22		6	Y		N	08/2024		
	Exc Award (06/30/2018)															
152492	Elavanasur Kottai Temple City	08/31/2022	Active(1)	15	0	0	0.00%	21		7	Y		N	08/2024		
100789	GINGEE	12/11/2007	Active	37	14	2	48.00%	25	7	1	Y	2	R	12/2025	90+ Days	
	Exc Award (06/30/2016, 06/30/2024)															
62153	KACHIRAYAPALAYAM - VADAKKANANDAL	06/22/1999	Active	53	0	2	-3.64%	61	15	2	Y		R	11/2025		
	Exc Award (06/30/2016)															
66641	KALAMARUDUR	09/27/2002	Active	32	6	0	23.08%	28		4	Y		N	10/2025	90+ Days	
	Exc Award (06/30/2016, 06/30/2017)															
31095	KALLAKURICHI	07/10/1975	Active	142	16	5	8.40%	132	6	0	Y		N	11/2025		
	Exc Award (06/30/2019, 06/30/2023, 06/30/2024)															
156085	Kallakurichi Ancient City	09/29/2023	Cancelled(8*)	0	0	18	-100.00%	19	2	10	N	None		01/2025	90+ Days	
129624	Kallakurichi Nagaram	12/21/2016	Active	30	11	7	15.38%	71	3	2	Y			12/2024		
	Exc Award (06/30/2018, 06/30/2020)															
126411	Kandachipuram Kovil Nagaram	12/28/2015	Active(1)	22	3	0	15.79%	19		1	Y			09/2025		
	Exc Award (06/30/2017)															
40717	KATTUMANNARKOIL	12/08/1981	Active	54	3	0	5.88%	53		4	Y			10/2025		
	Exc Award (06/30/2016, 06/30/2017, 06/30/2018, 06/30/2020, 06/30/2022)															
139220	Kattumannarkoil Cosmopolitan	08/08/2019	Active	24	6	2	20.00%	21	4	6	Y		N	11/2025		
155132	M Parur	08/07/2023	Active	13	3	0	30.00%	7		2	Y			07/2025		
62452	MANALURPET	10/22/1999	Active	32	1	0	3.23%	31		6	Y			11/2025		
	Exc Award (06/30/2016, 06/30/2017, 06/30/2018)															
135399	Mangalampettai Greens	07/26/2018	Active(2)	28	0	9	-24.32%	41	3	1	Y	2		08/2024		
124187	Melmalayanur Koil Nagaram	02/18/2015	Active	29	1	0	3.57%	29		4	Y		N	11/2025		\$1,024.21
	Exc Award (06/30/2016, 06/30/2017, 06/30/2018, 06/30/2019, 06/30/2020, 06/30/2022, 06/30/2024)															
125256	Nainarpalayam	06/22/2015	Active	34	1	0	3.03%	34		6	Y			08/2025		



Club Health Assessment for DISTRICT 3241 G through January 2026

			Status	Membership					Reports					Finance		LCIF
Club Number	Club Name	Charter Date	Times in Status Quo in Past 2 Years	Current Member Count **	YTD Members Added	YTD Members Dropped	YTD Net Growth% ***	Member Count 1 Year Ago	Dropped Members Avg.Length of Service	Months Since Membership Update	Current Officers Reported ****	Current President Repeated Term	VP Reported *****	Last Date Reported Service (mm/yyyy)	Account Balance	YTD Donations
Exc Award (06/30/2016, 06/30/2019, 06/30/2020)			Active(1)	16	3	3	0.00%	19	8	0	Y		N	01/2026	90+ Days	
64040	NELLIKUPPAM SWEET CITY	03/05/2001														
Exc Award (06/30/2017, 06/30/2019)			Active	13	0	1	-7.14%	13	22	1	Y	2		11/2025		
77597	NEYVELI COSMOPOLITAN	09/19/2003														
Exc Award (06/30/2016, 06/30/2017, 06/30/2018)			Active	14	2	0	16.67%	12		4	Y	2	N	08/2024		
67432	NEYVELI DIAMOND CITY	03/05/2003														
Exc Award (06/30/2016, 06/30/2017, 06/30/2019)			Active	19	0	0	0.00%	24		4	Y			11/2024		
105778	NEYVELI ELITE	06/12/2009														
Exc Award (06/30/2021, 06/30/2023)			Active(2)	20	0	0	0.00%	20		4	Y		N	08/2024		
155315	Neyveli Green City	07/28/2023														
54761	NEYVELI LIGNITE CITY	07/20/1993	Active	22	4	0	22.22%	20		2	Y		N	08/2025		
Exc Award (06/30/2016)			Active(1)	13	0	1	-7.14%	14	26	3	Y			09/2024		
60555	NEYVELI POWER CITY	03/23/1998														
Exc Award (06/30/2016, 06/30/2018, 06/30/2020)			Active	13	3	1	18.18%	12	5	1	Y		N	01/2026		
128519	Neyveli Solar City	08/11/2016														
117774	NEYVELI VAARIYAR SWAMIGAL	09/05/2012	Active	13	0	0	0.00%	13		19	N	None		08/2024		
132891	Pandalam Kolathur	10/26/2017	Active	25	1	7	-19.35%	32	5	0	Y		N	01/2026		
Exc Award (06/30/2018, 06/30/2020)			Active	29	1	0	3.57%	30		5	Y		N	01/2026		
108943	PANDALAM TEMPLE CITY	07/21/2010														
26439	Panruti Host	12/11/1972	Active	46	4	0	9.52%	39		0	Y			01/2026		
Exc Award (06/30/2016, 06/30/2018, 06/30/2022)			Active	13	0	0	0.00%	13		18	N	None		08/2024		
116689	PANRUTI RENAISSANCE	05/11/2012														
47458	PENNADAM	06/08/1987	Active	70	6	1	7.69%	57	1	0	Y		N	01/2026	\$105.82	
Exc Award (06/30/2016, 06/30/2019, 06/30/2023, 06/30/2024, 06/30/2025)			Active	33	6	0	22.22%	37		4	Y			11/2025		
103672	PONDICHERY EXCELLENCE	09/18/2008														
Exc Award (06/30/2017, 06/30/2018, 06/30/2019, 06/30/2023, 06/30/2024)			Active	16	1	3	-11.11%	18	4	1	Y		R	08/2024		
142885	Pondicherry Aalayam	09/10/2020														
Exc Award (06/30/2024)																



Club Health Assessment for DISTRICT 3241 G through January 2026

			Status	Membership						Reports				Finance	LCIF	
Club Number	Club Name	Charter Date	Times in Status Quo in Past 2 Years	Current Member Count **	YTD Members Added	YTD Members Dropped	YTD Net Growth% ***	Member Count 1 Year Ago	Dropped Members Avg.Length of Service	Months Since Membership Update	Current Officers Reported ****	Current President Repeated Term	VP Reported *****	Last Date Reported Service (mm/yyyy)	Account Balance	YTD Donations
60370	PONDICHERRY AURO CITY	02/16/1998	Active	37	0	0	0.00%	37		1	Y		N	07/2024		
	Exc Award (06/30/2016, 06/30/2017, 06/30/2019)															
50869	PONDICHERRY CENTRAL	07/05/1990	Active	75	3	1	2.74%	72	1	0	Y		N	12/2025		
	Exc Award (06/30/2016, 06/30/2017, 06/30/2018, 06/30/2023)															
51566	PONDICHERRY COSMOPOLITAN	04/17/1991	Active	25	1	22	-45.65%	43	8	1	Y			09/2024		
	Exc Award (06/30/2016, 06/30/2017)															
56148	PONDICHERRY FRENCH CITY	10/12/1994	Active(1)	35	17	1	84.21%	17	3	1	Y			11/2025		\$200.18
	Exc Award (06/30/2016)															
127893	Pondicherry Friends City	06/15/2016	Active(1)	14	5	1	40.00%	10	6	1	Y			08/2025	90+ Days	
	Exc Award (06/30/2017, 06/30/2019, 06/30/2020)															
152148	Pondicherry Greater	08/12/2022	Active	16	3	7	-20.00%	17	3	0	N			07/2025	90+ Days	
135402	Pondicherry Heritage	09/18/2018	Active(1)	8	0	0	0.00%	9		6	Y	2	R	12/2025		
26442	PONDICHERRY HOST	12/27/1959	Active	59	16	2	31.11%	49	4	1	Y		R	08/2025	90+ Days	
	Exc Award (06/30/2016, 06/30/2017, 06/30/2019, 06/30/2020, 06/30/2022)															
95898	PONDICHERRY KAVI BHARATHIAR	02/09/2006	Active	27	10	0	58.82%	22		0	Y	2	N	01/2026	90+ Days	
	Exc Award (06/30/2016, 06/30/2017, 06/30/2018, 06/30/2019, 06/30/2020, 06/30/2021, 06/30/2024)															
152201	Pondicherry Legends	08/26/2022	Active	17	2	0	13.33%	21		5	Y			07/2025		
99965	PONDICHERRY LIGHT HOUSE	08/02/2007	Active	20	0	0	0.00%	22		4	Y			12/2024		
	Exc Award (06/30/2016, 06/30/2020, 06/30/2024)															
63721	PONDICHERRY MILLENNIUM	11/28/2000	Active	45	6	4	4.65%	52	6	0	Y		N	10/2025		\$1,012.57
	Exc Award (06/30/2016, 06/30/2017, 06/30/2018, 06/30/2019, 06/30/2021, 06/30/2022, 06/30/2023, 06/30/2024)															
63620	PONDICHERRY PORT	10/09/2000	Active	5	0	0	0.00%	5		0	N	None		08/2024		
	Exc Award (06/30/2016)															
150448	Pondicherry Supreme	04/07/2022	Active	20	5	0	33.33%	18		3	Y			01/2026		
	Exc Award (06/30/2024)															
103641	PONDICHERRY VEDAPURI	09/16/2008	Active	13	0	0	0.00%	15		7	Y	2		07/2024		



Club Health Assessment for DISTRICT 3241 G through January 2026

			Status	Membership						Reports				Finance	LCIF	
Club Number	Club Name	Charter Date	Times in Status Quo in Past 2 Years	Current Member Count **	YTD Members Added	YTD Members Dropped	YTD Net Growth% ***	Member Count 1 Year Ago	Dropped Members Avg.Length of Service	Months Since Membership Update	Current Officers Reported ****	Current President Repeated Term	VP Reported *****	Last Date Reported Service (mm/yyyy)	Account Balance	YTD Donations
Exc Award (06/30/2017, 06/30/2020)																
99859	PORTONOVO	06/29/2007	Active	26	4	4	0.00%	27	8	1	Y			01/2026		
Exc Award (06/30/2017, 06/30/2021)																
152598	Rettanai Rivers	09/19/2022	Cancelled(8*)	0	0	16	-100.00%	22	3	1	N	None		08/2024	90+ Days	
98247	SANKARAPURAM TOWN	01/05/2007	Active	44	3	0	7.32%	36		5	Y		R	12/2025		
Exc Award (06/30/2016, 06/30/2018, 06/30/2020, 06/30/2023)																
45472	SETHIATHOPE	10/08/1985	Active	33	1	0	3.13%	31		2	Y		N	10/2025		
Exc Award (06/30/2016, 06/30/2017, 06/30/2018, 06/30/2019)																
106404	SRIMUSHNAM	08/26/2009	Active	81	2	0	2.53%	79		5	Y			01/2026		\$100.00
Exc Award (06/30/2016, 06/30/2022, 06/30/2023, 06/30/2024)																
147395	Srimushnam Nala	08/27/2021	Active	40	2	0	5.26%	38		4	Y			01/2026		
Exc Award (06/30/2023, 06/30/2024)																
67581	THIRUKKANUR	03/25/2003	Active	77	18	0	30.51%	62		4	N			09/2025		
Exc Award (06/30/2016, 06/30/2017, 06/30/2018)																
151896	Thirukkanur Temple City	07/22/2022	Active(1)	17	4	8	-19.05%	18	2	4	Y			11/2025		
58171	THIYAGADURGAM	04/23/1996	Active	56	4	0	7.69%	54		5	Y		N	12/2025		
Exc Award (06/30/2016, 06/30/2017, 06/30/2018)																
26451	TINDIVANAM	02/20/1973	Active	46	12	0	35.29%	52		0	Y			07/2025		
Exc Award (06/30/2017, 06/30/2018, 06/30/2019, 06/30/2024)																
142016	Tindivanam Challengers	07/10/2020	Active(1)	22	0	0	0.00%	22		3	Y			08/2024		
64144	TINDIVANAM MANILA NAGAR	04/03/2001	Active	51	3	0	6.25%	57		4	Y		N	01/2026		
Exc Award (06/30/2016, 06/30/2018, 06/30/2019, 06/30/2020, 06/30/2023)																
154444	Tindivanam Nagaram	05/31/2023	Active	22	0	0	0.00%	20		3	Y			07/2025		
109333	TINDIVANAM NANBARGAL	09/27/2010	Active	32	6	1	18.52%	28	0	3	Y		R	01/2026		
Exc Award (06/30/2017)																
123286	Tindivanam Service	10/07/2014	Active(1)	30	1	2	-3.23%	32	3	1	Y		N	10/2025	90+ Days	
Exc Award (06/30/2016, 06/30/2017, 06/30/2018, 06/30/2023)																
55836	TIRUKOILUR TEMPLE CITY	06/13/1994	Active	43	2	0	4.88%	40		4	Y			01/2026		\$300.00



Club Health Assessment for DISTRICT 3241 G through January 2026

			Status	Membership						Reports				Finance	LCIF	
Club Number	Club Name	Charter Date	Times in Status Quo in Past 2 Years	Current Member Count **	YTD Members Added	YTD Members Dropped	YTD Net Growth% ***	Member Count 1 Year Ago	Dropped Members Avg.Length of Service	Months Since Membership Update	Current Officers Reported ****	Current President Repeated Term	VP Reported *****	Last Date Reported Service (mm/yyyy)	Account Balance	YTD Donations
Exc Award (06/30/2016, 06/30/2018, 06/30/2019, 06/30/2023, 06/30/2024)																
135400	Tirukoilur Town	07/26/2018	Active	26	5	1	18.18%	32	4	1	Y			01/2026		
46561	TITTAGUDI	09/11/1986	Active(2)	25	0	0	0.00%	26		7	Y			02/2025		
Exc Award (06/30/2020)																
38748	ULUNDURPET	06/25/1980	Active	41	0	5	-10.87%	48	5	1	Y		R	10/2025		
Exc Award (06/30/2017, 06/30/2018)																
26461	Vadalur Host	08/21/1972	Active	28	4	0	16.67%	25		5	Y	2		01/2026	90+ Days	\$1,032.89
Exc Award (06/30/2016, 06/30/2020)																
155471	Vadalur Supreme	08/07/2023	Active(1)	18	1	2	-5.26%	22	2	1	N	None		08/2024		
Exc Award (06/30/2024)																
155693	Vadalur Temple City	08/24/2023	Active	20	6	0	42.86%	20		5	Y		N	09/2025		
118935	VADALURE NEW THOUGHT	03/13/2013	Active(2)	17	4	0	30.77%	13		1	Y		N	09/2025		
Exc Award (06/30/2016)																
64719	VIKRAVANDI	10/18/2001	Active(2)	20	0	0	0.00%	20		19	N	None		08/2024		
Exc Award (06/30/2016)																
151372	Villupuram City	06/28/2022	Active	22	4	0	22.22%	19		4	Y		N	10/2024		
26464	VILLUPURAM HOST	10/27/1968	Active	53	5	2	6.00%	56	20	0	Y		N	09/2025		
Exc Award (06/30/2016, 06/30/2017, 06/30/2022, 06/30/2023, 06/30/2024)																
66812	VILLUPURAM JUNCTION	11/11/2002	Active	53	5	0	10.42%	52		3	Y		N	11/2025		
Exc Award (06/30/2016, 06/30/2019)																
106208	VILLUPURAM KAAMADHENU	08/11/2009	Active	51	5	0	10.87%	51		4	Y			01/2026		
Exc Award (06/30/2017, 06/30/2018, 06/30/2024)																
112097	VILLUPURAM SANGAMAM	08/22/2011	Active	78	6	5	1.30%	78	4	1	Y		N	01/2026		
Exc Award (06/30/2016, 06/30/2017, 06/30/2018, 06/30/2019, 06/30/2020, 06/30/2022)																
128302	Villupuram Supreme	07/18/2016	Active	14	5	0	55.56%	14		4	Y		N	07/2025		
Exc Award (06/30/2018, 06/30/2022)																
99291	VRIDDHACHALAM AALAYAM	05/01/2007	Active	17	1	0	6.25%	16		4	Y	2		09/2025		
Exc Award (06/30/2016, 06/30/2017, 06/30/2020)																
26465	Vriddhachalam Host	03/28/1973	Active	84	0	2	-2.33%	88	15	1	Y			04/2025		



Club Health Assessment for DISTRICT 3241 G through January 2026

						Membership					Reports				Finance		LCIF		
Club Number	Club Name	Charter Date	Times in Status Quo in Past 2 Years	Current Member Count **	YTD Members Added	YTD Members Dropped	YTD Net Growth***	Member Count 1 Year Ago	Dropped Members Avg.Length of Service	Months Since Membership Update	Current Officers Reported ****	Current President Repeated Term	VP Reported *****	Last Date Reported Service (mm/yyyy)	Account Balance	YTD Donations			
Exc Award (06/30/2016, 06/30/2019, 06/30/2020, 06/30/2023)			Active(2)	28	0	0	0.00%	28		8	Y			07/2024					
68558	VRIDDHACHALAM SUPREME	04/15/2003																	
Exc Award (06/30/2018, 06/30/2022, 06/30/2024)			Active	19	1	1	0.00%	19	12	1	Y		N	09/2025					
56438	VRIDDHACHALAM TEMPLE CITY	01/16/1995																	
Exc Award (06/30/2016, 06/30/2020)			Active	14	0	0	0.00%	16		1	Y			08/2025		\$2,048.42			
105439	VRIDHACHALAM COSMOPOLITAN	05/12/2009																	
Current Total Clubs Count	YTD New Clubs Count	YTD Cancelled Clubs Count	YTD Net Club Gain	Current Total Members Count	YTD Add	YTD Drop	YTD Net Growth %	Member Count 12 Months Ago	Average Member Count Per Club	% of Clubs with less than 20 members	% No Officer Report in 12 Months	% of Clubs with balance 90+ days	Number of Clubs in Status Quo	% Status Quo Clubs in Financial Suspension	Number of Cancelled Clubs	Average Cancelled Club Age	Members Lost Due to Cancellation	% of Clubs Cancelled for Non-Financial Reasons	
114	7	2	5	3,598	555	180	375	11.64%	3,437	32	25%	4%	11%	0	0%	2	3	34	0%

* - P - Priority Club. Cancellation Reasons: 1-Objectives/conduct, 2-Non-active club, 5-Non-existing club, 6-Disbanding, 7-Merger, 8-Financial Suspension, 9-District/Multiple District Dues.

** Red denotes below 15 active members.

*** Red denotes 20% + loss.

**** Y - all 3 (President, Secretary, Treasurer) club officers reported, N - not all 3 reported.

***** Abbreviation: N-New, IP-Immediate Past, R-Repeat.



Club Health Assessment for DISTRICT 3241 H through January 2026

			Status	Membership						Reports				Finance	LCIF		
Club Number	Club Name	Charter Date	Times in Status Quo in Past 2 Years	Current Member Count **	YTD Members Added	YTD Members Dropped	YTD Net Growth% ***	Member Count 1 Year Ago	Dropped Members Avg.Length of Service	Months Since Membership Update	Current Officers Reported ****	Current President Repeated Term	VP Reported *****	Last Date Reported Service (mm/yyyy)	Account Balance	YTD Donations	
Clubs less than two years old																	
185240	Arcot Dr MGR	07/30/2025	Active	20	20	0	100.00%	0		6	Y			09/2025		\$174.58	
178761	Chinna Kanchipuram Udhayam	10/04/2024	Active	23	3	0	15.00%	20		4	Y	2	N	01/2026			
189073	Gajalnaikenpatti Royal	08/18/2025	Active	28	28	0	100.00%	0		0	Y		N	01/2026			
180964	Gudiyatham Thiruvalluvar	03/25/2025	Active(1)	22	1	0	4.76%	0		6	Y	2		10/2025			
171463	Jolarpet Train Town	05/16/2024	Active	25	5	3	8.70%	21	2	1	Y	2		12/2025			
Exc Award (06/30/2024)																	
185164	K V Kuppam	07/30/2025	Active	19	20	1	100.00%	0	0	1	Y			09/2025	90+ Days	90+ Days	
189961	Kanchipuram Annal	09/25/2025	Active	20	21	1	100.00%	0	0	1	N			01/2026			
157532	Kanchipuram Handloom City	02/22/2024	Active	18	2	6	-18.18%	18	2	1	Y			09/2025			
Exc Award (06/30/2024)																	
180835	Kanchipuram Kamarajar	04/01/2025	Active	16	3	7	-20.00%	0	2	0	Y	2		01/2026			
181169	Kanchipuram She Shakthi	03/25/2025	Active	22	1	0	4.76%	0		2	Y	2		09/2025		\$1,000.93	
190343	Kanchipuram Sree Narayana Guru Teachers	09/25/2025	Active	20	20	0	100.00%	0		1	Y			12/2025			
171320	Kanchipuram Vidiyal	05/27/2024	Active	18	10	12	-10.00%	20	2	1	Y			10/2025			
191723	Katpadi Helen Keller	12/11/2025	Newly Chartered	22	22	0	100.00%	0		1	Y			12/2025			
190521	Katpadi Master Planners	09/30/2025	Active	23	31	8	100.00%	0	0	1	Y			11/2025	90+ Days		
174313	Katpadi Pasumai	07/23/2024	Active(1)	20	0	0	0.00%	20		1	N	None		10/2025			
172317	Madapalli	06/20/2024	Active	24	1	1	0.00%	23	2	0	Y		N	01/2026			
186969	Oragadam Thriveni Sangamam Teachers	07/30/2025	Active	28	29	1	100.00%	0	0	0	Y			01/2026			
172402	Sholinghur Temple City	06/21/2024	Active	20	1	0	5.26%	24		2	Y			10/2025			
172336	Tirupattur Bright	06/22/2024	Active	27	12	3	50.00%	21	1	0	Y		N	01/2026			
173729	Tirupattur Jawadhhu	07/12/2024	Active(1)	21	3	0	16.67%	24		3	Y	2		09/2025			
188320	Vellore Aram Cheiya Virumbu	08/25/2025	Active	22	22	0	100.00%	0		0	Y			01/2026			
182192	Vellore Healing Hearts	06/26/2025	Active	20	0	0	0.00%	0		7	Y	2		01/2026			
172329	Vellore Professional	06/21/2024	Active(1)	21	5	1	23.53%	18	5	0	Y			01/2026			
175289	Vellore Royals	07/19/2024	Active	20	13	0	185.71%	21		2	Y		N	11/2025	90+ Days		



Club Health Assessment for DISTRICT 3241 H through January 2026

			Status	Membership						Reports				Finance	LCIF	
Club Number	Club Name	Charter Date	Times in Status Quo in Past 2 Years	Current Member Count **	YTD Members Added	YTD Members Dropped	YTD Net Growth% ***	Member Count 1 Year Ago	Dropped Members Avg.Length of Service	Months Since Membership Update	Current Officers Reported ****	Current President Repeated Term	VP Reported *****	Last Date Reported Service (mm/yyyy)	Account Balance	YTD Donations
Clubs more than two years old																
26406	AMBUR	03/21/1972	Active	69	9	1	13.11%	67	8	0	Y		N	01/2026		
	Exc Award (06/30/2017, 06/30/2018, 06/30/2022, 06/30/2024)															
85956	AMMAIYARKUPPAM KURAL NERI	03/22/2005	Active	33	2	7	-13.16%	40	3	1	Y		R	10/2025		
	Exc Award (06/30/2017, 06/30/2021, 06/30/2023, 06/30/2024)															
156252	Ammoor	10/25/2023	Active(1)	25	1	1	0.00%	35	2	5	Y		R	09/2025		
	Exc Award (06/30/2024)															
116235	ARAKKONAM CROWN	03/05/2012	Active	22	1	0	4.76%	21		5	Y		R	01/2026		
	Exc Award (06/30/2018, 06/30/2021, 06/30/2022, 06/30/2024)															
117467	ARAKKONAM EDUCATION WORLD	07/26/2012	Active	20	0	0	0.00%	20		21	Y		N	08/2025		
	Exc Award (06/30/2021, 06/30/2022)															
62653	ARAKKONAM INDIAN NAVAL CITY	01/03/2000	Active	56	4	0	7.69%	57		1	Y		N	11/2025		\$174.58
	Exc Award (06/30/2018, 06/30/2019, 06/30/2023)															
62478	ARAKKONAM JUNCTION	11/08/1999	Active	51	2	2	0.00%	52	10	0	Y			01/2026		
	Exc Award (06/30/2017, 06/30/2018, 06/30/2021, 06/30/2022, 06/30/2023)															
62431	ARCOT	10/18/1999	Active	17	0	0	0.00%	17		13	N	None		08/2025	90+ Days	
	Exc Award (06/30/2017)															
151753	Athimanjeripet Nellikundram Murugan	07/13/2022	Active(2)	20	0	0	0.00%	20		1	N	None		07/2025		
	Exc Award (06/30/2024)															
144092	Chinna Kanchipuram	12/21/2020	Active	29	2	0	7.41%	27		4	Y		N	01/2026		\$349.16
	Exc Award (06/30/2021, 06/30/2022, 06/30/2023)															
155093	Gajalnaickenpatti	07/07/2023	Active	45	13	7	15.38%	40	2	0	Y	2	R	12/2025		\$2,668.43
	Exc Award (06/30/2024)															
63714	GUDIYATTAM TOWN	11/28/2000	Active	54	7	0	14.89%	52		1	Y		R	10/2025		\$872.90
	Exc Award (06/30/2017, 06/30/2018, 06/30/2020, 06/30/2022, 06/30/2023, 06/30/2024, 06/30/2025)															
140936	Kadambathur	02/12/2020	Active	22	1	1	0.00%	22	1	2	Y		R	01/2026		




Club Health Assessment for DISTRICT 3241 H through January 2026

			Status	Membership						Reports				Finance		LCIF
Club Number	Club Name	Charter Date	Times in Status Quo in Past 2 Years	Current Member Count **	YTD Members Added	YTD Members Dropped	YTD Net Growth% ***	Member Count 1 Year Ago	Dropped Members Avg.Length of Service	Months Since Membership Update	Current Officers Reported ****	Current President Repeated Term	VP Reported *****	Last Date Reported Service (mm/yyyy)	Account Balance	YTD Donations
Exc Award (06/30/2021, 06/30/2022)																
53715	KANCHEEPURAM ANCIENT CITY	09/28/1992	Active	34	7	0	25.93%	25		2	Y			01/2026		\$482.77
Exc Award (06/30/2017)																
108740	KANCHEEPURAM ASHOKNAGAR	06/28/2010	Active	36	2	1	2.86%	34	15	2	Y		N	01/2026		\$50.00
Exc Award (06/30/2017, 06/30/2018)																
26421	KANCHEEPURAM HOST	01/22/1966	Active	129	16	5	9.32%	122	4	1	Y		N	01/2026		\$374.76
Exc Award (06/30/2017, 06/30/2018, 06/30/2019, 06/30/2022)																
49563	KANCHEEPURAM SILK CITY	05/30/1989	Active	25	0	2	-7.41%	26	4	1	Y			09/2025		\$1,072.90
Exc Award (06/30/2021, 06/30/2022)																
48695	KANCHEEPURAM TEMPLE CITY	06/01/1988	Active	48	1	1	0.00%	47	4	4	Y			08/2025		\$1,013.76
Exc Award (06/30/2018, 06/30/2020, 06/30/2022, 06/30/2023)																
125711	Kanchipuram Abdul Kalam	09/08/2015	Active	21	5	0	31.25%	12		1	Y		N	11/2025		\$20.00
Exc Award (06/30/2022, 06/30/2024)																
125608	Kanchipuram Anna	08/12/2015	Active	42	17	6	35.48%	36	2	1	Y			01/2026		
Exc Award (06/30/2017, 06/30/2021, 06/30/2022, 06/30/2024, 06/30/2025)																
131865	Kanchipuram Centennial	07/03/2017	Active	23	5	2	15.00%	20	6	0	Y			09/2025		
Exc Award (06/30/2018, 06/30/2022)																
152227	Kanchipuram Crescent	08/23/2022	Active	21	5	0	31.25%	22		6	Y			01/2026		
Exc Award (06/30/2024)																
153277	Kanchipuram Health and Wealth	12/22/2022	Active	21	11	7	23.53%	20	2	0	Y			01/2026		
Exc Award (06/30/2024)																
58296	KANCHIPURAM HELEN KELLER	05/13/1996	Active	38	1	0	2.70%	41		2	Y		N	01/2026		\$872.90
Exc Award (06/30/2016, 06/30/2017, 06/30/2020, 06/30/2021, 06/30/2022, 06/30/2023, 06/30/2025)																
126079	KANCHIPURAM HISTORICAL CITY	12/28/2015	Active	46	6	0	15.00%	45		1	Y		N	01/2026		
Exc Award (06/30/2017, 06/30/2019, 06/30/2021, 06/30/2022, 06/30/2023)																
120261	Kanchipuram Mahathma	09/04/2013	Active	18	2	0	12.50%	19		4	Y		N	10/2025		
Exc Award (06/30/2021, 06/30/2022, 06/30/2023)																



Club Health Assessment for DISTRICT 3241 H through January 2026

			Status	Membership						Reports				Finance	LCIF		
Club Number	Club Name	Charter Date	Times in Status Quo in Past 2 Years	Current Member Count **	YTD Members Added	YTD Members Dropped	YTD Net Growth% ***	Member Count 1 Year Ago	Dropped Members Avg.Length of Service	Months Since Membership Update	Current Officers Reported ****	Current President Repeated Term	VP Reported *****	Last Date Reported Service (mm/yyyy)	Account Balance	YTD Donations	
153542	Kanchipuram Mamallan	01/20/2023	Active	28	2	1	3.70%	22	0	6	Y		N	01/2026	90+ Days		
	Exc Award (06/30/2024)																
50729	KANCHIPURAM PALLAVAN CITY	06/21/1990	Active	63	3	0	5.00%	63		0	Y		N	01/2026			\$20.00
	Exc Award (06/30/2018, 06/30/2019, 06/30/2022, 06/30/2023)																
147364	Kanchipuram Vallal	07/26/2021	Active	29	15	0	107.14%	14		1	Y			11/2025			\$20.00
	Exc Award (06/30/2024)																
102465	KATPADI	06/18/2008	Active	30	9	1	36.36%	30	5	1	Y			12/2025			
	Exc Award (06/30/2017, 06/30/2018, 06/30/2022, 06/30/2023, 06/30/2024)																
145651	Katpadi Junction	03/24/2021	Active	16	13	7	60.00%	10	2	0	N			12/2025			
61601	KAVERIPAKKAM	03/08/1999	Active	23	0	0	0.00%	23		8	N	None		09/2025			
	Exc Award (06/30/2019, 06/30/2021, 06/30/2022)																
109108	MUGUNDARAYAPURAM	08/27/2010	Active	37	12	4	27.59%	37	3	0	Y			01/2026			
	Exc Award (06/30/2017, 06/30/2018, 06/30/2022, 06/30/2024)																
61124	NAMALI	09/09/1998	Active	33	0	0	0.00%	34		10	Y		N	08/2025			
	Exc Award (06/30/2017, 06/30/2019, 06/30/2022, 06/30/2023, 06/30/2024)																
150699	Ocheri	05/09/2022	Active(2)	21	7	0	50.00%	0		1	Y			01/2026			
	Exc Award (06/30/2023)																
62591	PALLIPAT	12/21/1999	Active	37	2	0	5.71%	37		1	Y		N	01/2026			
	Exc Award (06/30/2017, 06/30/2021, 06/30/2022, 06/30/2023)																
63726	PANAPAKKAM	11/28/2000	Active	29	5	0	20.83%	25		6	Y		N	08/2025			
	Exc Award (06/30/2022)																
142401	Panapakkam Temple City	07/30/2020	Active	24	3	2	4.35%	23	3	0	Y		N	01/2026			
	Exc Award (06/30/2021, 06/30/2022, 06/30/2023, 06/30/2024)																
155811	Paradarami	09/18/2023	Active(3)	20	1	0	5.26%	20		5	Y	2		09/2025			
	Exc Award (06/30/2024)																
148412	Patchur	09/30/2021	Active(1)	27	3	0	12.50%	26		0	Y		N	08/2025		\$872.90	
	Exc Award (06/30/2022, 06/30/2024)																
65215	PERAMBAKKAM	04/09/2002	Active	36	1	0	2.86%	32		1	Y		N	12/2025			



Club Health Assessment for DISTRICT 3241 H through January 2026

			Status	Membership						Reports				Finance		LCIF
Club Number	Club Name	Charter Date	Times in Status Quo in Past 2 Years	Current Member Count **	YTD Members Added	YTD Members Dropped	YTD Net Growth% ***	Member Count 1 Year Ago	Dropped Members Avg.Length of Service	Months Since Membership Update	Current Officers Reported ****	Current President Repeated Term	VP Reported *****	Last Date Reported Service (mm/yyyy)	Account Balance	YTD Donations
147799	Exc Award (06/30/2018, 06/30/2019, 06/30/2022, 06/30/2023) Periya Kanchipuram	08/31/2021	Active(1)	20	0	1	-4.76%	21	4	2	Y		N	01/2026		
151764	Exc Award (06/30/2022, 06/30/2023, 06/30/2024) Pernambut	07/13/2022	Active(2)	20	8	3	33.33%	20	2	0	Y	2		01/2026	90+ Days	
63618	PODATURPET	10/09/2000	Active	42	4	0	10.53%	37		3	Y		N	12/2025		
131708	Exc Award (06/30/2017, 06/30/2022, 06/30/2023, 06/30/2024) Ponnai Centennial	07/03/2017	Cancelled(6*)	0	0	0	0.00%	22		7	N	None		09/2023		
151752	Exc Award (06/30/2018, 06/30/2021, 06/30/2024) R K Pet Junction	07/19/2022	Cancelled(6*)	0	0	0	0.00%	15		7	N	None		01/2025		
35878	Exc Award (06/30/2024) RANIPET	06/15/1978	Active	53	22	0	70.97%	26		0	Y		N	12/2025		
137451	Exc Award (06/30/2018, 06/30/2019, 06/30/2020, 06/30/2021, 06/30/2025) Ranipet Liberty	02/13/2019	Active	22	5	0	29.41%	28		1	Y		R	11/2025	90+ Days	
151758	Exc Award (06/30/2021, 06/30/2022, 06/30/2023) Ranipet Teachers	07/22/2022	Active	21	0	0	0.00%	21		15	N	None		08/2025		
67322	RK PET	02/28/2003	Active	46	6	2	9.52%	45	3	0	Y			01/2026		
133884	Exc Award (06/30/2017, 06/30/2019, 06/30/2021, 06/30/2023, 06/30/2024) Salavakkam	03/05/2018	Active	21	3	2	5.00%	19	4	1	Y		N	01/2026		\$640.13
130785	Exc Award (06/30/2020, 06/30/2022, 06/30/2023, 06/30/2024) Senthamangalam Bharath Matha	04/24/2017	Active	22	3	0	15.79%	20		1	Y			08/2025		\$872.90
68506	Exc Award (06/30/2018, 06/30/2021, 06/30/2022) SHOLINGHUR	04/09/2003	Active	76	12	0	18.75%	61		2	Y		N	01/2026		\$756.52
151759	Exc Award (06/30/2017, 06/30/2019, 06/30/2021, 06/30/2022, 06/30/2023, 06/30/2024, 06/30/2025) Sorakayapet Aram	07/19/2022	Active(1)	21	4	0	23.53%	20		0	Y		N	09/2025		
63280	SRIPERUMBUDUR RAMANUJAR TOWN	06/06/2000	Active(1)	16	5	7	-11.11%	32	9	0	Y			08/2025	90+ Days	



Club Health Assessment for DISTRICT 3241 H through January 2026

			Status	Membership						Reports				Finance	LCIF	
Club Number	Club Name	Charter Date	Times in Status Quo in Past 2 Years	Current Member Count **	YTD Members Added	YTD Members Dropped	YTD Net Growth% ***	Member Count 1 Year Ago	Dropped Members Avg.Length of Service	Months Since Membership Update	Current Officers Reported ****	Current President Repeated Term	VP Reported *****	Last Date Reported Service (mm/yyyy)	Account Balance	YTD Donations
Exc Award (06/30/2017, 06/30/2018, 06/30/2021)			Active(2)	12	0	0	0.00%	18		5	Y		N	08/2025		
117515	SRIPERUMBUDUR TEMPLE CITY	08/02/2012														
Exc Award (06/30/2017, 06/30/2019, 06/30/2022)			Active	51	3	2	2.00%	53	8	3	Y		N	01/2026		
63196	SUNGUVARCHATRAM	05/17/2000														
Exc Award (06/30/2017, 06/30/2021, 06/30/2022, 06/30/2024)			Active	32	6	0	23.08%	29		0	Y		R	01/2026		
60170	THIMIRI	12/02/1997														
Exc Award (06/30/2023, 06/30/2024)			Active	26	2	0	8.33%	25		6	Y		N	01/2026		
140246	Thiruvalam	11/13/2019														
Exc Award (06/30/2021, 06/30/2022)			Active(1)	37	5	0	15.63%	36		0	Y	2	N	12/2025		\$2,874.12
152691	Tirupattur Annai Teresa	09/28/2022														
Exc Award (06/30/2023, 06/30/2024, 06/30/2025)			Active	37	4	2	5.71%	31	5	1	Y			09/2025		
105206	TIRUPATTUR FORT	04/09/2009														
Exc Award (06/30/2017, 06/30/2021, 06/30/2022)			Active(1)	22	2	0	10.00%	22		1	Y		N	08/2025		
142104	Tirupattur Freedom City	07/20/2020														
Exc Award (06/30/2021)			Active	90	12	6	7.14%	86	12	0	Y		N	01/2026		\$2,269.54
30633	TIRUPATTUR HOST	04/11/1975														
Exc Award (06/30/2017, 06/30/2019, 06/30/2021, 06/30/2022, 06/30/2023, 06/30/2024)			Active	25	10	1	56.25%	21	3	0	Y		N	11/2025		
151034	Tirupattur Maestro	06/08/2022														
Exc Award (06/30/2021, 06/30/2022, 06/30/2024)			Active	23	6	3	15.00%	20	1	0	Y			11/2025		
137628	Tirupattur Pride	03/19/2019														
Exc Award (06/30/2021, 06/30/2022, 06/30/2024)			Active	20	1	3	-9.09%	21	8	1	Y			08/2025		
140646	Tirupattur Rathnas	02/13/2020														
Exc Award (06/30/2021)			Active	25	5	0	25.00%	18		1	Y			09/2025	90+ Days	
117798	TIRUTTANI GOLDEN TOWER	09/07/2012														
Exc Award (06/30/2017, 06/30/2022)			Active	21	0	1	-4.55%	25	2	1	Y			01/2026		
34258	TIRUVELLORE	06/28/1977														
Exc Award (06/30/2017, 06/30/2018, 06/30/2019, 06/30/2022)			Active	46	6	0	15.00%	43		0	Y		N	11/2025		
149290	Uthukottai	12/21/2021														
Exc Award (06/30/2022, 06/30/2024)																




Club Health Assessment for DISTRICT 3241 H through January 2026

			Status	Membership						Reports				Finance		LCIF
Club Number	Club Name	Charter Date	Times in Status Quo in Past 2 Years	Current Member Count **	YTD Members Added	YTD Members Dropped	YTD Net Growth% ***	Member Count 1 Year Ago	Dropped Members Avg.Length of Service	Months Since Membership Update	Current Officers Reported ****	Current President Repeated Term	VP Reported *****	Last Date Reported Service (mm/yyyy)	Account Balance	YTD Donations
132564	Vadaillupai EJKB Centennial	09/05/2017	Active	20	0	0	0.00%	21		7	Y		N	01/2026		
	Exc Award (06/30/2018, 06/30/2021)															
44680	VANIYAMBADI	02/05/1985	Active	32	3	1	6.67%	35	0	0	Y			08/2025		
	Exc Award (06/30/2017, 06/30/2018)															
139036	Vellore Apple	07/11/2019	Active(1)	22	2	0	10.00%	16		1	Y			01/2026		
	Exc Award (06/30/2021, 06/30/2022, 06/30/2023)															
125768	Vellore Ever Green	09/14/2015	Active	29	3	0	11.54%	24		5	Y			01/2026		
	Exc Award (06/30/2017, 06/30/2018)															
109334	VELLORE FORT CITY	09/27/2010	Active	26	3	0	13.04%	22		2	Y		N	01/2026		
	Exc Award (06/30/2017)															
118795	VELLORE FREEDOM CITY	02/18/2013	Active	39	15	1	56.00%	31	2	1	Y		N	01/2026		
	Exc Award (06/30/2017, 06/30/2021, 06/30/2023)															
26463	VELLORE HOST	04/20/1966	Active	65	5	5	0.00%	70	3	0	Y			01/2026		\$1,000.93
	Exc Award (06/30/2017, 06/30/2019, 06/30/2020)															
121683	Vellore Palar City	03/27/2014	Active	25	7	3	19.05%	22	10	1	Y		N	01/2026		\$1,000.93
	Exc Award (06/30/2017, 06/30/2019, 06/30/2021, 06/30/2022, 06/30/2023)															
125694	Vellore Saaral Women	08/26/2015	Active	44	12	1	33.33%	35	1	1	Y			01/2026		
	Exc Award (06/30/2017, 06/30/2021, 06/30/2022, 06/30/2023)															
64838	VELLORE SATHUVACHARI	12/14/2001	Active	46	2	2	0.00%	51	0	1	Y			01/2026		
	Exc Award (06/30/2017, 06/30/2018, 06/30/2022)															
133390	Vellore Smartcity	12/18/2017	Active(1)	34	1	0	3.03%	30		3	Y		N	12/2025		
	Exc Award (06/30/2018, 06/30/2021, 06/30/2022)															
148063	Vellore Udhavum Nenjangal	08/25/2021	Active	36	3	0	9.09%	33		0	Y		R	01/2026		
	Exc Award (06/30/2022)															
58840	WALAJABAD	11/06/1996	Active	50	1	2	-1.96%	55	22	1	Y		N	12/2025		
	Exc Award (06/30/2017, 06/30/2018, 06/30/2022, 06/30/2023)															
144212	Walajabad Palar	12/21/2020	Active	56	7	0	14.29%	49		0	Y		N	01/2026		\$1,571.22
	Exc Award (06/30/2021, 06/30/2023, 06/30/2024, 06/30/2025)															



Club Health Assessment for DISTRICT 3241 H through January 2026



			Status		Membership					Reports				Finance		LCIF			
Club Number	Club Name	Charter Date	Times in Status Quo in Past 2 Years	Current Member Count **	YTD Members Added	YTD Members Dropped	YTD Net Growth% ***	Member Count 1 Year Ago	Dropped Members Avg.Length of Service	Months Since Membership Update	Current Officers Reported ****	Current President Repeated Term	VP Reported *****	Last Date Reported Service (mm/yyyy)	Account Balance	YTD Donations			
62960	WALAJAPET MILLENNIUM	03/23/2000	Active	41	4	0	10.81%	40		1	Y		N	01/2026		\$1,000.29			
	Exc Award (06/30/2017, 06/30/2018, 06/30/2020, 06/30/2021, 06/30/2022, 06/30/2024)																		
134145	Yelagiri Hills	04/19/2018	Active(2)	31	12	1	55.00%	25	2	0	Y		R	01/2026					
	Exc Award (06/30/2021, 06/30/2024)																		
Current Total Clubs Count	YTD New Clubs Count	YTD Cancelled Clubs Count	YTD Net Club Gain	Current Total Members Count	YTD Add	YTD Drop	YTD Net Growth	YTD Net Growth %	Member Count 12 Months Ago	Average Member Count Per Club	% of Clubs with less than 20 members	% No Officer Report in 12 Months	% of Clubs with balance 90+ days	Number of Clubs in Status Quo	% Status Quo Clubs in Financial Suspension	Number of Cancelled Clubs	Average Cancelled Club Age	Members Lost Due to Cancellation	% of Clubs Cancelled for Non-Financial Reasons
107	9	2	7	3,380	683	151	532	18.68%	2,959	32	8%	5%	9%	0	0%	2	6	0	100%

* - P - Priority Club. Cancellation Reasons: 1-Objectives/conduct, 2-Non-active club, 5-Non-existing club, 6-Disbanding, 7-Merger, 8-Financial Suspension, 9-District/Multiple District Dues.

** Red denotes below 15 active members.

*** Red denotes 20% + loss.

**** Y - all 3 (President, Secretary, Treasurer) club officers reported, N - not all 3 reported.

***** Abbreviation: N-New, IP-Immediate Past, R-Repeat.




Club Health Assessment for DISTRICT 3241 I through January 2026

			Status	Membership					Reports				Finance	LCIF		
Club Number	Club Name	Charter Date	Times in Status Quo in Past 2 Years	Current Member Count **	YTD Members Added	YTD Members Dropped	YTD Net Growth% ***	Member Count 1 Year Ago	Dropped Members Avg.Length of Service	Months Since Membership Update	Current Officers Reported ****	Current President Repeated Term	VP Reported *****	Last Date Reported Service (mm/yyyy)	Account Balance	YTD Donations
Clubs less than two years old																
176638	Arni Temple City	10/11/2024	Active(1)	21	0	0	0.00%	21		15	Y	2		07/2025		
186194	Chengalpattu Star	07/30/2025	Active	20	20	0	100.00%	0		6	Y			09/2025		
179461	Kannamangalam	11/15/2024	Active	29	6	0	26.09%	21		4	Y			10/2025	90+ Days	
190502	Maduranthakam	10/14/2025	Active	30	30	0	100.00%	0		3	Y			11/2025	90+ Days	\$395.72
180256	Mamallapuram Agni Siragugal	01/21/2025	Cancelled(8*)	0	0	20	-100.00%	20	1	0	N	None		02/2025	90+ Days	
186447	Maraimalai Nagar Entrepreneur	07/28/2025	Active	20	20	0	100.00%	0		4	Y			08/2025	90+ Days	
172135	Nandhivaram Guduvancheri Helping Hands	06/25/2024	Active(1)	12	12	12	0.00%	21	1	1	Y			09/2025		
178428	Nandhivaram Guduvancherry Abiman	09/24/2024	Active(1)	14	19	14	55.56%	20	1	3	Y	2		10/2025		
181100	Polur Temple City	03/26/2025	Active	12	0	12	-50.00%	0	1	1	Y	2		07/2025		
190570	Singaperumal Koil	10/15/2025	Active	25	28	3	100.00%	0	0	1	Y			10/2025	90+ Days	
181319	Thiruvannamalai Dheepa Oli	03/24/2025	Active(1)	0	0	20	-100.00%	0	1	5	Y	2		06/2025		
185459	Vettavalam Town	07/28/2025	Active	23	31	8	100.00%	0	0	1	Y		N	09/2025		
Clubs more than two years old																
104282	ACHARAPAKKAM TEMPLE CITY Exc Award (06/30/2021, 06/30/2022, 06/30/2024)	01/05/2009	Active	51	18	5	34.21%	38	8	1	Y	2	N	10/2025	90+ Days	
144217	Acharapakkam Hill Town Exc Award (06/30/2021)	12/21/2020	Cancelled(8*)	0	0	11	-100.00%	13	5	1	N	None		09/2025	90+ Days	
148064	Agaram New Epoch	08/23/2021	Cancelled(8*)	0	0	20	-100.00%	21	4	1	N	None		01/2025	90+ Days	
26411	ARNI HOST Exc Award (06/30/2017, 06/30/2019, 06/30/2021, 06/30/2022)	11/30/1971	Active	68	5	8	-4.23%	70	17	1	Y		N	01/2026		
119835	Arni Loom City Exc Award (06/30/2017, 06/30/2021)	06/27/2013	Cancelled(8*)	0	0	6	-100.00%	17	11	5	N	None		01/2025	90+ Days	
56563	ARNI SILK CITY Exc Award (06/30/2018, 06/30/2019)	02/20/1995	Active	53	5	3	3.92%	51	10	1	Y		N	01/2026		\$581.88
131858	Chengalpattu Centennial Exc Award (06/30/2018, 06/30/2021, 06/30/2022, 06/30/2024)	07/03/2017	Cancelled(8*)	0	0	11	-100.00%	14	6	3	N	None		01/2025	90+ Days	



Club Health Assessment for DISTRICT 3241 I through January 2026

			Status	Membership						Reports				Finance	LCIF	
Club Number	Club Name	Charter Date	Times in Status Quo in Past 2 Years	Current Member Count **	YTD Members Added	YTD Members Dropped	YTD Net Growth% ***	Member Count 1 Year Ago	Dropped Members Avg.Length of Service	Months Since Membership Update	Current Officers Reported ****	Current President Repeated Term	VP Reported *****	Last Date Reported Service (mm/yyyy)	Account Balance	YTD Donations
50562	CHENGALPATTU FORT CHENGAI ANNA Exc Award (06/30/2018, 06/30/2020, 06/30/2024)	05/16/1990	Active	52	14	6	18.18%	44	12	0	Y			11/2025		
122181	Chengalpattu Hills Town Exc Award (06/30/2017)	05/14/2014	Active(1)	24	14	7	41.18%	15	13	1	Y		N	12/2025		
150991	Chengalpattu Palar Exc Award (06/30/2024)	06/21/2022	Active	28	6	4	7.69%	29	3	1	Y		N	01/2026		
127916	Chengalpattu Pallava Exc Award (06/30/2018, 06/30/2019, 06/30/2023)	06/27/2016	Active	50	14	0	38.89%	42		1	Y			01/2026		
128378	Chengam Centennial Exc Award (06/30/2022)	07/28/2016	Active(2)	17	2	0	13.33%	20		0	Y			01/2026		
130617	Chengam Gold Centennial Exc Award (06/30/2019)	04/06/2017	Active	22	0	1	-4.35%	23	1	2	Y			07/2025		
150951	Chengam Jawathu Exc Award (06/30/2024)	06/17/2022	Active(2)	16	3	0	23.08%	29		0	Y		N	01/2026		
59324	CHENGAM TOWN Exc Award (06/30/2021, 06/30/2022)	04/03/1997	Active(2)	19	3	1	11.76%	19	11	3	Y	2	N	07/2025		
120711	Chetpet Evergreen Exc Award (06/30/2017, 06/30/2020, 06/30/2024)	11/12/2013	Active	29	5	5	0.00%	25	7	1	Y		N	01/2026		
118416	CHEYAR RIVER CITY Exc Award (06/30/2018, 06/30/2019, 06/30/2021, 06/30/2024)	12/06/2012	Active	49	5	4	2.08%	47	5	1	Y		N	01/2026		\$581.94
60313	CHEYAR TOWN Exc Award (06/30/2017, 06/30/2018, 06/30/2019, 06/30/2021, 06/30/2022, 06/30/2023, 06/30/2024)	01/20/1998	Active	58	10	4	11.54%	60	7	1	Y		N	10/2025		\$581.94
26414	CHINGLEPUT HOST Exc Award (06/30/2017, 06/30/2018, 06/30/2022, 06/30/2024)	10/05/1971	Active	35	3	2	2.94%	32	3	0	Y		N	01/2026		
123027	Devikapuram Exc Award (06/30/2017, 06/30/2023)	08/27/2014	Active	35	6	0	20.69%	29		0	Y			12/2025		
153967	Devikapuram Temple City	03/30/2023	Active(1)	25	10	0	66.67%	14		0	Y		N	01/2026		
148067	Hasanamapettai Agni Siragugal New Epoch	08/31/2021	Active(1)	22	5	1	22.22%	27	1	1	Y			01/2026		



Club Health Assessment for DISTRICT 3241 I through January 2026

			Status	Membership						Reports				Finance	LCIF	
Club Number	Club Name	Charter Date	Times in Status Quo in Past 2 Years	Current Member Count **	YTD Members Added	YTD Members Dropped	YTD Net Growth% ***	Member Count 1 Year Ago	Dropped Members Avg.Length of Service	Months Since Membership Update	Current Officers Reported ****	Current President Repeated Term	VP Reported *****	Last Date Reported Service (mm/yyyy)	Account Balance	YTD Donations
Exc Award (06/30/2023, 06/30/2024)																
129685	Kanji Swami Vivekananda	12/27/2016	Active	21	3	0	16.67%	19		6	N			01/2026		\$581.94
Exc Award (06/30/2018, 06/30/2021, 06/30/2024)																
99462	KARUNGUZHI	05/22/2007	Active	40	5	1	11.11%	36	0	5	Y		N	08/2025		
Exc Award (06/30/2017, 06/30/2018, 06/30/2023, 06/30/2024)																
126109	KELAMBAKKAM	11/10/2015	Active	23	2	0	9.52%	21		6	Y			01/2026		
Exc Award (06/30/2017, 06/30/2018, 06/30/2020, 06/30/2022)																
148148	Kilkodungalore New Epoch	12/09/2021	Active(1)	25	7	0	38.89%	20		3	Y		N	12/2025		
150730	Kilpennathur	06/20/2022	Active(1)	15	3	0	25.00%	20		5	Y		N	11/2025		
155708	Kuvathur	10/06/2023	Active(1)	22	0	0	0.00%	22		28	N	None		01/2025		\$640.13
122207	Madhurantakam Temple City	05/14/2014	Active	6	0	0	0.00%	8		7	Y			07/2024		
Exc Award (06/30/2017, 06/30/2018, 06/30/2021, 06/30/2022)																
156216	Madurantakam Akshaya	10/27/2023	Active	9	2	16	-60.87%	23	2	1	Y		R	01/2026		
Exc Award (06/30/2024)																
101177	MADURANTAKAM ANCIENT CITY	02/06/2008	Active	37	5	3	5.71%	36	9	1	Y		N	09/2025		
Exc Award (06/30/2018, 06/30/2021, 06/30/2022, 06/30/2024)																
66608	MADURANTHAKAM LAKE CITY	09/12/2002	Active	23	17	28	-32.35%	40	11	3	Y		R	08/2025	90+ Days	
Exc Award (06/30/2017, 06/30/2018, 06/30/2019, 06/30/2020, 06/30/2022, 06/30/2023)																
155689	Maduranthakam Royal	10/16/2023	Active	21	6	0	40.00%	21		6	Y			07/2025		
Exc Award (06/30/2024)																
127374	Mamallapuram Sea Waves	06/13/2016	Active(2)	23	2	0	9.52%	18		5	Y		N	11/2025		
Exc Award (06/30/2017, 06/30/2018, 06/30/2021, 06/30/2024)																
63338	MAMALLAPURAM TOWN	06/19/2000	Active	48	3	2	2.13%	48	15	0	Y		N	10/2025		
Exc Award (06/30/2017, 06/30/2019, 06/30/2022)																
62432	MARAIMALAI NAGAR	10/12/1999	Active(1)	40	3	1	5.26%	39	2	5	Y		N	01/2026		
Exc Award (06/30/2021, 06/30/2022)																
139038	Maraimalainagar Everest	07/11/2019	Active	30	4	4	0.00%	30	4	1	Y		N	01/2026		



Club Health Assessment for DISTRICT 3241 I through January 2026

			Status	Membership						Reports				Finance	LCIF	
Club Number	Club Name	Charter Date	Times in Status Quo in Past 2 Years	Current Member Count **	YTD Members Added	YTD Members Dropped	YTD Net Growth% ***	Member Count 1 Year Ago	Dropped Members Avg.Length of Service	Months Since Membership Update	Current Officers Reported ****	Current President Repeated Term	VP Reported *****	Last Date Reported Service (mm/yyyy)	Account Balance	YTD Donations
147809	Exc Award (06/30/2021, 06/30/2022, 06/30/2023) Maraimalainagar Pudiya Sagaptham Exc Award (06/30/2024)	08/17/2021	Active(1)	19	1	4	-13.64%	26	4	1	Y		N	09/2025		
111492	MEL MARUVATHUR	06/24/2011	Active	74	5	0	7.25%	72		5	Y		N	08/2025		
131934	Exc Award (06/30/2017, 06/30/2018, 06/30/2020, 06/30/2021, 06/30/2022, 06/30/2023, 06/30/2024) Melavalam Karunguzhi Centennial	07/03/2017	Active	17	0	0	0.00%	16		7	Y			10/2025		
122974	Exc Award (06/30/2018, 06/30/2021) Nandhivaram Guduvancheri Golden Cty	08/21/2014	Active	30	5	0	20.00%	25		2	Y			01/2026		\$2,030.92
153758	Exc Award (06/30/2017, 06/30/2019, 06/30/2022, 06/30/2023) Nandhivaram Guduvancheri Helen Keller	03/13/2023	Cancelled(8*)	0	0	14	-100.00%	14	3	1	N	None		01/2025	90+ Days	
123675	Exc Award (06/30/2017, 06/30/2018, 06/30/2019, 06/30/2022, 06/30/2023) Nandhivaram Guduvancheri Pride	11/26/2014	Active	37	13	1	48.00%	23	11	3	Y			10/2025		\$3,258.84
123184	Exc Award (06/30/2017, 06/30/2018, 06/30/2019, 06/30/2022) Nandhivaram Guduvancheri Temple City	09/24/2014	Active(1)	34	0	0	0.00%	26		9	Y			07/2025		\$581.94
126581	Exc Award (06/30/2017, 06/30/2018, 06/30/2019, 06/30/2022) Nandhivaram Guduvanchery Emerald City	05/04/2016	Active	34	9	2	25.93%	32	3	1	Y		N	10/2025		
125000	Exc Award (06/30/2024) Nandivaram Urapakkam Platinum City	06/01/2015	Active	29	5	4	3.57%	33	6	0	Y		N	01/2026		
64651	Exc Award (06/30/2017, 06/30/2019, 06/30/2021, 06/30/2024) NANDIVARAM-GUDUVANCHE RI	08/22/2001	Active	128	13	9	3.23%	127	6	2	Y		R	01/2026		\$1,687.57
119373	Exc Award (06/30/2017, 06/30/2019, 06/30/2023, 06/30/2024) PADUR OMR FRIENDS	05/16/2013	Cancelled(8*)	0	0	10	-100.00%	0	11	4	N	None		08/2024	90+ Days	
44591	Exc Award (06/30/2022) POLUR	01/24/1985	Active	55	0	8	-12.70%	57	22	4	Y		N	08/2025		
	Exc Award (06/30/2017, 06/30/2018, 06/30/2021, 06/30/2023, 06/30/2024)															



Club Health Assessment for DISTRICT 3241 I through January 2026

			Status	Membership						Reports				Finance	LCIF	
Club Number	Club Name	Charter Date	Times in Status Quo in Past 2 Years	Current Member Count **	YTD Members Added	YTD Members Dropped	YTD Net Growth% ***	Member Count 1 Year Ago	Dropped Members Avg.Length of Service	Months Since Membership Update	Current Officers Reported ****	Current President Repeated Term	VP Reported *****	Last Date Reported Service (mm/yyyy)	Account Balance	YTD Donations
147985	Pudupakkam New Epoch	08/20/2021	Active	29	9	1	38.10%	31	4	1	Y		N	01/2026	90+ Days	\$640.13
	Exc Award (06/30/2024)															
103760	PUDUPALAYAM	10/06/2008	Active	15	0	0	0.00%	15		5	Y			12/2025		
	Exc Award (06/30/2024)															
66709	PUDUPATTINAM	10/16/2002	Active(1)	38	0	6	-13.64%	44	12	0	Y			01/2026		
	Exc Award (06/30/2021)															
152202	Thandarampet	10/13/2022	Active(2)	20	9	0	81.82%	8		0	Y			08/2025	90+ Days	
63844	THIRUKKALIKUNDRAM	12/06/2000	Active	41	2	0	5.13%	38		6	Y			12/2025		
	Exc Award (06/30/2017, 06/30/2018, 06/30/2020, 06/30/2021, 06/30/2023, 06/30/2024)															
66813	THIRUPORUR	11/11/2002	Active	56	5	0	9.80%	60		6	Y		R	01/2026		
	Exc Award (06/30/2017, 06/30/2018, 06/30/2019, 06/30/2022)															
137634	Thiruvannamalai Malai Nagar	03/19/2019	P- Cancelled(8*)	0	0	11	-100.00%	5	1	1	N	None		10/2024	90+ Days	
	Exc Award (06/30/2021)															
131936	Thiruvannamalai Arunai Centennial	07/03/2017	Active	40	10	0	33.33%	27		4	Y		R	01/2026		
	Exc Award (06/30/2018)															
26455	THIRUVANNAMALAI HOST	10/26/1969	Active	69	6	6	0.00%	68	17	0	Y		N	11/2025		\$279.33
	Exc Award (06/30/2017, 06/30/2018, 06/30/2019, 06/30/2021, 06/30/2022, 06/30/2023, 06/30/2024)															
147869	Thiruvannamalai New Epoch	09/03/2021	Cancelled(8*)	0	0	16	-100.00%	20	3	1	N	None		08/2024	90+ Days	
143767	Tiruvannamalai Agni Hill	12/01/2020	Active(1)	24	4	1	14.29%	23	1	0	Y			10/2025		
	Exc Award (06/30/2021, 06/30/2023)															
145020	Tiruvannamalai Arunachala	02/23/2021	Active	22	1	2	-4.35%	23	3	2	Y			01/2026		
	Exc Award (06/30/2022, 06/30/2024)															
152064	Tiruvannamalai Arunai Jothi	08/22/2022	Active(1)	26	7	8	-3.70%	25	2	1	Y		R	01/2026		
	Exc Award (06/30/2023, 06/30/2024)															
143791	Tiruvannamalai Bharani Deepam	12/04/2020	Active	39	10	7	8.33%	36	4	3	Y		N	12/2025	90+ Days	
	Exc Award (06/30/2021, 06/30/2022, 06/30/2024)															
131131	Tiruvannamalai Centennial	05/29/2017	Active(2)	47	0	6	-11.32%	59	3	1	Y	2	N	05/2025		
	Exc Award (06/30/2018, 06/30/2022)															




Club Health Assessment for DISTRICT 3241 I through January 2026

				Membership							Reports				Finance		LCIF		
Club Number	Club Name	Charter Date	Status			Membership					Reports		Reports		Finance		LCIF		
			Times in Status Quo in Past 2 Years	Current Member Count **	YTD Members Added	YTD Members Dropped	YTD Net Growth***	Member Count 1 Year Ago	Dropped Members Avg.Length of Service	Months Since Membership Update	Current Officers Reported ****	Current President Repeated Term	VP Reported *****	Last Date Reported Service (mm/yyyy)	Account Balance	YTD Donations			
56791	TIRUVANNAMALAI DEEPAM	04/10/1995	Active	58	2	0	3.57%	56		0	Y		N	10/2025		\$429.41			
	Exc Award (06/30/2017, 06/30/2019, 06/30/2022, 06/30/2023, 06/30/2024)																		
67671	TIRUVANNAMALAI MAHA DEEPAM	04/07/2003	Active	51	12	0	30.77%	39		3	Y		N	01/2026		\$1,222.07			
	Exc Award (06/30/2018, 06/30/2021, 06/30/2024)																		
100500	TIRUVANNAMALAI RAMANAR	11/02/2007	Active(1)	30	3	0	11.11%	32		3	Y		N	12/2025					
	Exc Award (06/30/2017, 06/30/2023)																		
121366	Tiruvannamalai Temple city	02/13/2014	P- Active(1)	13	0	0	0.00%	0		2	Y			09/2025					
	Exc Award (06/30/2017, 06/30/2018, 06/30/2019)																		
144500	Tiruvannamalai Town	12/31/2020	Active(2)	21	4	1	16.67%	18	2	3	Y			10/2025	90+ Days				
	Exc Award (06/30/2021, 06/30/2023, 06/30/2024)																		
155134	Urapakkam Greater City	08/07/2023	Active(1)	24	4	0	20.00%	18		4	Y			10/2025					
	Exc Award (06/30/2024)																		
116095	VANDALUR	02/17/2012	Active(2)	17	1	0	6.25%	16		5	Y		N	07/2025					
	Exc Award (06/30/2017)																		
26462	VANDAVASI	12/05/1972	Active	44	6	1	12.82%	37	13	1	Y			12/2025		\$581.94			
	Exc Award (06/30/2022, 06/30/2023)																		
64841	VANDAVASI HILL TOWN	12/14/2001	Active(1)	28	1	3	-6.67%	29	7	1	Y		N	10/2025					
	Exc Award (06/30/2017, 06/30/2021, 06/30/2022)																		
60256	VETTAVALAM	01/02/1998	Active	60	18	0	42.86%	48		0	Y		N	11/2025					
	Exc Award (06/30/2017, 06/30/2018, 06/30/2021, 06/30/2024)																		
Current Total Clubs Count	YTD New Clubs Count	YTD Cancelled Clubs Count	YTD Net Club Gain	Current Total Members Count	YTD Add	YTD Drop	YTD Net Growth	Member Count 12 Months Ago	Average Member Count Per Club	% of Clubs with less than 20 members	% No Officer Report in 12 Months	% of Clubs with balance 90+ days	Number of Clubs in Status Quo	% Status Quo Clubs in Financial Suspension	Number of Cancelled Clubs	Average Cancelled Club Age	Members Lost Due to Cancellation	% of Clubs Cancelled for Non-Financial Reasons	
77	5	9	-4	2,511	521	364	157	6.67%	2,409	33	19%	1%	13%	0	0%	9	6	119	0%



Club Health Assessment for DISTRICT 3241 I through January 2026

																
Club Number	Club Name	Charter Date	Status	Membership					Reports				Finance	LCIF		
			Times in Status Quo in Past 2 Years	Current Member Count **	YTD Members Added	YTD Members Dropped	YTD Net Growth% ***	Member Count 1 Year Ago	Dropped Members Avg.Length of Service	Months Since Membership Update	Current Officers Reported ****	Current President Repeated Term	VP Reported *****	Last Date Reported Service (mm/yyyy)	Account Balance	YTD Donations

* - P - Priority Club. Cancellation Reasons: 1-Objectives/conduct, 2-Non-active club, 5-Non-existing club, 6-Disbanding, 7-Merger, 8-Financial Suspension, 9-District/Multiple District Dues.

** Red denotes below 15 active members.

*** Red denotes 20% + loss.

**** Y - all 3 (President, Secretary, Treasurer) club officers reported, N - not all 3 reported.

***** Abbreviation: N-New, IP-Immediate Past, R-Repeat.



Club Health Assessment for DISTRICT 3242 A through January 2026

			Status	Membership						Reports				Finance	LCIF	
Club Number	Club Name	Charter Date	Times in Status Quo in Past 2 Years	Current Member Count **	YTD Members Added	YTD Members Dropped	YTD Net Growth% ***	Member Count 1 Year Ago	Dropped Members Avg.Length of Service	Months Since Membership Update	Current Officers Reported ****	Current President Repeated Term	VP Reported *****	Last Date Reported Service (mm/yyyy)	Account Balance	YTD Donations
Clubs less than two years old																
185949	Alangulam Perfect Winners	07/31/2025	Active	20	20	0	100.00%	0		6	Y					
181116	Aruppukottai Royal	02/27/2025	Active	21	0	0	0.00%	0		7	Y		N	12/2025		
189185	Azhagiamandapam Winners	09/26/2025	Active	24	26	2	100.00%	0	12	1	Y		N	11/2025		
180627	Kariapatti Jasmine	01/31/2025	Active	23	4	0	21.05%	20		0	Y	2	N	01/2026		
172381	KARIAPATTI PERFECT	06/26/2024	Active	20	3	8	-20.00%	20	1	1	Y			01/2026	90+ Days	
182499	Kariapatti Royal	05/30/2025	Active	23	3	0	15.00%	0		6	Y	2	N	07/2025	90+ Days	
178610	Karivalamvanthanallur	09/13/2024	Cancelled(8*)	0	0	20	-100.00%	20	1	16	N	None			90+ Days	
185877	Kariyapatti Queens	07/30/2025	Active	22	22	0	100.00%	0		0	Y		N	01/2026	90+ Days	
171568	Karungal Kings	05/10/2024	Active(1)	17	1	0	6.25%	19		0	Y					
180820	Korampallam	02/11/2025	Active	21	0	0	0.00%	0		11	N	None			90+ Days	
181577	Kovilpatti Prakasham	03/27/2025	Cancelled(8*)	0	0	185	-100.00%	0	0	2	N	None			90+ Days	
190498	Kulasekharam Town	10/22/2025	Active	15	21	6	100.00%	0	0	0	Y				90+ Days	
178150	Mudukulathur Prakasham	08/28/2024	Cancelled(8*)	0	0	20	-100.00%	20	1	17	N	None		09/2024	90+ Days	
177324	Nagercoil City Crown	08/14/2024	Active	20	5	2	17.65%	17	1	1	Y			10/2024		
177505	Pandalkudi Prakasham	08/12/2024	Active	20	0	0	0.00%	20		17	N	None		09/2024	90+ Days	
190567	Pannaivilai Winners	10/22/2025	Active	20	20	0	100.00%	0		3	Y				90+ Days	
172973	PARAMAKUDI COTTON CITY	07/05/2024	Active	30	3	0	11.11%	23		1	Y		N	10/2025		
157424	Pootteti Perfect Treasure Village	02/19/2024	Active(1)	10	0	0	0.00%	20		7	N	None				
181581	Ramanathapuram Friends	03/28/2025	Active	7	0	7	-50.00%	0	0	5	Y			01/2026		
181324	Ramanathapuram Melvin	03/10/2025	Active(1)	5	5	20	-75.00%	0	0	0	N	3				
182353	Rameswaram Dynamic	05/21/2025	Active	5	0	15	-75.00%	0	0	6	Y	2				
174211	Rameswaram Prakasham	07/09/2024	Active(1)	3	0	0	0.00%	6		7	Y	2		10/2024		
182999	Samusigapuram	06/23/2025	Active	10	0	10	-50.00%	0	0	1	N	2		09/2025		
174729	Sankarankovil Ambal	07/11/2024	Cancelled(8*)	0	0	20	-100.00%	20	1	18	N	None		10/2024	90+ Days	
182190	Sankarankovil Dynamic	05/12/2025	Cancelled(8*)	0	0	37	-100.00%	0	0	4	N	None			90+ Days	
178601	Sankarankovil Prakasham	09/13/2024	Cancelled(8*)	0	0	20	-100.00%	20	1	4	N	None			90+ Days	



Club Health Assessment for DISTRICT 3242 A through January 2026

			Status	Membership						Reports				Finance		LCIF	
Club Number	Club Name	Charter Date	Times in Status Quo in Past 2 Years	Current Member Count **	YTD Members Added	YTD Members Dropped	YTD Net Growth% ***	Member Count 1 Year Ago	Dropped Members Avg.Length of Service	Months Since Membership Update	Current Officers Reported ****	Current President Repeated Term	VP Reported *****	Last Date Reported Service (mm/yyyy)	Account Balance	YTD Donations	
185880	Sivakasi Winners	07/30/2025	Active(1)	20	31	11	100.00%	0	2	1	Y			12/2025	90+ Days	\$1,000.00	
181299	Thingal Nagar Victory	03/10/2025	Active	14	1	1	0.00%	0	3	6	Y	2	N				
172097	Tirunelveli Perfect Challengers	06/12/2024	Active	20	23	16	53.85%	19	1	1	Y		N	01/2026			
180343	Tirunelveli Prakasham	01/13/2025	Active	16	0	0	0.00%	22		7	Y		N	08/2025			
181323	Vallioor Gold	03/10/2025	Active	22	7	5	10.00%	0	1	0	Y	2					
186955	Vallioor Universal Winners	07/30/2025	Active	20	20	0	100.00%	0		0	Y			01/2026			90+ Days
Clubs more than two years old																	
109036	AKSHAYA CHATRAPATTI	08/06/2010	Active	64	0	0	0.00%	60		7	Y		N	03/2025	90+ Days	\$2,000.00	
Exc Award (06/30/2020, 06/30/2023)																	
43948	ALANGULAM	05/31/1984	Active	44	0	0	0.00%	64		3	Y			10/2024			
Exc Award (06/30/2017, 06/30/2020, 06/30/2023)																	
139221	Alangulam Pearl City	07/26/2019	Active	26	6	0	30.00%	24		5	Y		N	01/2026			
Exc Award (06/30/2023)																	
31833	AMBASAMUDRAM	03/05/1976	Active	44	1	0	2.33%	41		1	Y		R	12/2024			
Exc Award (06/30/2020, 06/30/2023)																	
55851	ANJUGRAMAM	06/20/1994	Active	37	0	0	0.00%	44		7	Y		N	02/2024			
Exc Award (06/30/2017, 06/30/2021)																	
55271	ARALVAIMOZHY	02/01/1994	Active	22	7	0	46.67%	16		4	Y		R	01/2025			
Exc Award (06/30/2023)																	
50398	ARUMANAI	04/03/1990	Active(2)	20	7	2	33.33%	13	24	5	Y	2	N	07/2025			
64175	ARUMUGANERI	04/18/2001	Active	44	1	4	-6.38%	46	3	1	Y		N	01/2025			
Exc Award (06/30/2017, 06/30/2020, 06/30/2023)																	
26466	ARUPPUKOTTAI	01/24/1974	Active	58	7	0	13.73%	55		0	Y		R	01/2026			
Exc Award (06/30/2020, 06/30/2023)																	
104663	AZHAGAPPAPURAM	02/10/2009	Active	23	0	0	0.00%	23		17	Y	2		06/2025			
Exc Award (06/30/2019)																	
51317	BHOOTHAPANDI-THITTUVIAL AI	02/13/1991	Active(1)	19	0	4	-17.39%	23	10	0	Y			03/2023			
Exc Award (06/30/2023)																	
111071	CHERANMAHADEVI TOWN	05/13/2011	Active	24	0	0	0.00%	23		4	Y		N	08/2025			



Club Health Assessment for DISTRICT 3242 A through January 2026

			Status	Membership						Reports				Finance		LCIF
Club Number	Club Name	Charter Date	Times in Status Quo in Past 2 Years	Current Member Count **	YTD Members Added	YTD Members Dropped	YTD Net Growth% ***	Member Count 1 Year Ago	Dropped Members Avg.Length of Service	Months Since Membership Update	Current Officers Reported ****	Current President Repeated Term	VP Reported *****	Last Date Reported Service (mm/yyyy)	Account Balance	YTD Donations
Exc Award (06/30/2020, 06/30/2022, 06/30/2023)																
121763	Colachel Port City	04/03/2014	Active(2)	25	4	2	8.70%	22	6	0	Y		IP	07/2022		
Exc Award (06/30/2020, 06/30/2023)																
140234	Courtallam Aruvikal Nagar Pearls	11/29/2019	Active(1)	16	2	0	14.29%	17		0	Y			10/2024		
140556	Courtallam Pearl City	12/19/2019	Active	27	6	0	28.57%	25		4	Y		N	05/2023		
Exc Award (06/30/2023)																
97035	COURTALLAM VICTORY	04/27/2006	Active	45	4	0	9.76%	40		0	Y		N	01/2026		\$394.55
Exc Award (06/30/2017, 06/30/2020, 06/30/2022, 06/30/2023)																
63147	EATHAMOZHY CENTRAL	05/05/2000	Active(1)	11	0	0	0.00%	20		8	Y		N	07/2025		
Exc Award (06/30/2017, 06/30/2020)																
54483	ELAYIRAMPANNAI	05/17/1993	Active(1)	28	2	1	3.70%	35	2	1	Y			01/2026	90+ Days	
Exc Award (06/30/2017, 06/30/2020, 06/30/2022, 06/30/2023, 06/30/2024)																
109378	ERAL TOWN	09/29/2010	Active	16	0	0	0.00%	16		9	N	2	R	10/2025		
Exc Award (06/30/2020, 06/30/2023)																
104911	KADAYAM BHARATHY	03/06/2009	Active(1)	17	3	1	13.33%	15	0	4	Y			01/2026		\$147.23
Exc Award (06/30/2020, 06/30/2023)																
57066	KADAYANALLUR	06/13/1995	Active	37	0	0	0.00%	37		18	N	None		04/2025		
Exc Award (06/30/2017, 06/30/2020, 06/30/2023)																
54884	KALIAKKAVILAI TOWN	09/17/1993	Active(2)	4	0	0	0.00%	0		7	Y	6		07/2022		
109388	KAMUTHI TOWN	09/29/2010	Active	29	0	0	0.00%	32		7	N	None		10/2024		
Exc Award (06/30/2019, 06/30/2020, 06/30/2023)																
125695	Kanniseripudhur	08/26/2015	Cancelled(8*)	0	0	16	-100.00%	20	7	1	N	None		07/2023	90+ Days	
Exc Award (06/30/2020, 06/30/2023)																
64739	KANNIYAKUMARI SUN CITY	10/23/2001	Active	15	1	0	7.14%	18		4	Y		N	06/2023		\$1,000.93
Exc Award (06/30/2020, 06/30/2023)																
50048	KARINGAL	12/18/1989	Active	36	0	0	0.00%	36		18	Y		N	10/2022		
Exc Award (06/30/2020)																
124248	Karungal Gold	02/24/2015	Active	42	9	0	27.27%	34		0	Y		N	01/2026	90+ Days	\$1,000.00
Exc Award (06/30/2018, 06/30/2019, 06/30/2020, 06/30/2023)																



Club Health Assessment for DISTRICT 3242 A through January 2026

			Status	Membership						Reports				Finance	LCIF	
Club Number	Club Name	Charter Date	Times in Status Quo in Past 2 Years	Current Member Count **	YTD Members Added	YTD Members Dropped	YTD Net Growth% ***	Member Count 1 Year Ago	Dropped Members Avg.Length of Service	Months Since Membership Update	Current Officers Reported ****	Current President Repeated Term	VP Reported *****	Last Date Reported Service (mm/yyyy)	Account Balance	YTD Donations
154335	Karungal Passion	05/08/2023	Active	16	0	0	0.00%	16		0	Y					
50400	KILAKARAI SEETHAKATHI	04/03/1990	Active(1)	9	0	0	0.00%	9		17	Y	5		10/2024		
	Exc Award (06/30/2020)															
64382	KOODANKULAM	06/04/2001	Active(1)	30	0	0	0.00%	30		19	N	None		10/2023		
	Exc Award (06/30/2023)															
62685	KOVILPATTI CENTRAL	01/06/2000	Active(2)	18	0	5	-21.74%	23	20	4	Y			01/2026		
125729	Kovilpatti Dynamic	09/01/2015	Active	25	0	3	-10.71%	28	5	1	Y		N	10/2024		
	Exc Award (06/30/2017, 06/30/2020, 06/30/2022, 06/30/2025)															
45243	KOVILPATTI MID TOWN	06/17/1985	Active	49	5	1	8.89%	47	16	1	Y		N	01/2026	90+ Days	\$1,000.00
	Exc Award (06/30/2020)															
153657	Kovilpatti Passion	02/10/2023	Active(1)	15	2	2	0.00%	24	3	1	Y			01/2024		
	Exc Award (06/30/2024)															
98052	KOVILPATTI TEMPLE CITY	11/21/2006	Active(2)	25	0	0	0.00%	25		22	N	None		10/2023		
	Exc Award (06/30/2017, 06/30/2020)															
136321	Kulaseharam Royal	09/04/2018	Active	18	7	4	20.00%	15	4	1	Y		N	08/2022	90+ Days	
149168	Kulasekaram City Star	12/03/2021	Active(2)	31	8	5	10.71%	29	4	6	N	None		10/2024		
	Exc Award (06/30/2023)															
26487	KULASEKHARAM	05/26/1965	Active	41	0	0	0.00%	38		3	Y		N	09/2025		
	Exc Award (06/30/2020, 06/30/2023)															
57540	KUZHITHURAI	11/07/1995	Active(1)	15	0	0	0.00%	21		8	Y	2		09/2022		
139621	Malli Pearls	08/21/2019	Active(2)	23	0	8	-25.81%	31	5	6	Y		N	11/2023		
	Exc Award (06/30/2020)															
142533	Marthandam Abide	08/10/2020	Active(1)	18	0	5	-21.74%	27	5	7	Y		IP	10/2025		
121434	Marthandam Achievers	02/25/2014	Active(1)	21	2	22	-48.78%	22	2	0	Y		N	07/2022		
	Exc Award (06/30/2017, 06/30/2019)															
143787	Marthandam Capitals	12/11/2020	Active	15	0	0	0.00%	15		13	N	2		07/2022		
100335	MARTHANDAM CITY	10/04/2007	Active	30	0	0	0.00%	30		10	Y	2	R	10/2024		
	Exc Award (06/30/2020, 06/30/2023)															
77605	MARTHANDAM PRIDE	09/26/2003	Active	68	0	0	0.00%	66		3	Y		N	10/2023		
	Exc Award (06/30/2023)															
67204	MAYILAUDY	01/30/2003	Active	33	5	0	17.86%	28		0	Y		R	01/2026		\$1,000.07



Club Health Assessment for DISTRICT 3242 A through January 2026

			Status	Membership						Reports				Finance	LCIF	
Club Number	Club Name	Charter Date	Times in Status Quo in Past 2 Years	Current Member Count **	YTD Members Added	YTD Members Dropped	YTD Net Growth% ***	Member Count 1 Year Ago	Dropped Members Avg.Length of Service	Months Since Membership Update	Current Officers Reported ****	Current President Repeated Term	VP Reported *****	Last Date Reported Service (mm/yyyy)	Account Balance	YTD Donations
Exc Award (06/30/2017, 06/30/2023, 06/30/2024)																
154356	Meenakshiyapuram Amman Passion	05/19/2023	Active	17	0	0	0.00%	26		9	Y		N	10/2024		
Exc Award (06/30/2024)																
129727	Meenakshiyapuram Centennial	02/08/2017	Active	27	0	2	-6.90%	33	3	1	Y		N	12/2025		
Exc Award (06/30/2019, 06/30/2020)																
59241	MULLAKKADU MUTHIAPURAM	03/10/1997	Active(1)	24	6	0	33.33%	17		4	Y		N	03/2023		
Exc Award (06/30/2020, 06/30/2023)																
26492	NAGERCOIL	12/09/1962	Active	26	1	6	-16.13%	26	18	1	Y	2		10/2024		
115310	NAGERCOIL ASARIPALLAM	10/17/2011	Active	15	0	0	0.00%	15		21	Y			07/2023		
Exc Award (06/30/2017, 06/30/2019, 06/30/2020, 06/30/2023)																
55710	NAGERCOIL CENTRAL	05/17/1994	Active	25	1	2	-3.85%	31	6	3	Y			12/2024		
Exc Award (06/30/2019, 06/30/2020, 06/30/2023)																
142332	Nagercoil Kings	07/24/2020	Active	18	7	0	63.64%	21		5	Y			08/2022	90+ Days	
149050	Nagercoil Kottar	12/07/2021	Active(1)	22	9	1	57.14%	21	1	1	Y		N	01/2026		\$1,000.00
142329	Nagercoil Nanjil Kings	07/27/2020	Active(2)	11	1	2	-8.33%	9	3	0	Y		N	01/2026		
Exc Award (06/30/2023)																
51319	NAGERCOIL PARVATHIPURAM	02/13/1991	Active(1)	27	14	3	68.75%	20	17	0	Y			07/2025	90+ Days	\$1,000.00
Exc Award (06/30/2017)																
110043	NAGERCOIL RAMANPUTHUR	01/06/2011	Active	24	2	0	9.09%	18		6	Y	2	N	01/2023		
145616	Nagercoil Royal Kings	03/18/2021	Cancelled(8*)	0	0	7	-100.00%	5	3	1	N	None		11/2023	90+ Days	
Exc Award (06/30/2023)																
59093	NAGERCOIL TOWER	02/04/1997	Active	39	1	0	2.63%	37		0	Y	2	R	01/2026		
Exc Award (06/30/2020)																
50049	NAGERCOIL TOWN	12/18/1989	Active	20	10	0	100.00%	12		4	Y			10/2024	90+ Days	\$1,000.07
Exc Award (06/30/2020)																
142219	Nattalam Kings	07/15/2020	Active	47	7	0	17.50%	48		3	Y		R	10/2025	90+ Days	\$1,895.02
Exc Award (06/30/2023)																
104677	NAZARETH TOWER	02/13/2009	Active	21	3	0	16.67%	18		0	Y	2	R	01/2026		
Exc Award (06/30/2017, 06/30/2020)																
122372	Nazareth Margoscis City	06/03/2014	Active	17	0	1	-5.56%	20	3	3	Y			10/2024		



Club Health Assessment for DISTRICT 3242 A through January 2026

			Status	Membership					Reports					Finance	LCIF	
Club Number	Club Name	Charter Date	Times in Status Quo in Past 2 Years	Current Member Count **	YTD Members Added	YTD Members Dropped	YTD Net Growth% ***	Member Count 1 Year Ago	Dropped Members Avg.Length of Service	Months Since Membership Update	Current Officers Reported ****	Current President Repeated Term	VP Reported *****	Last Date Reported Service (mm/yyyy)	Account Balance	YTD Donations
Exc Award (06/30/2019)			Active(1)	36	6	0	20.00%	35		4	N			08/2022		
49425	NEYYOOR MONDAY MARKET	04/17/1989														
Exc Award (06/30/2019)			Active	34	8	0	30.77%	26		0	Y		N	11/2024		
118162	PAALAYAMKOTTAI STARS	10/26/2012														
Exc Award (06/30/2017, 06/30/2020, 06/30/2023)			Active	27	1	11	-27.03%	38	8	3	Y		N	07/2025		
52217	PADMANABHAPURAM FORT	12/02/1991														
Exc Award (06/30/2019, 06/30/2024)			Cancelled(8*)	0	0	12	-100.00%	0	4	5	N	None		10/2024	90+ Days	
30405	PALAYAMKOTTAI	03/06/1975														
Exc Award (06/30/2020, 06/30/2022)			Active(1)	29	6	0	26.09%	25		0	Y			10/2025		
124705	Palayamkottai Gold	04/22/2015														
Exc Award (06/30/2020, 06/30/2023)			Active	33	15	0	83.33%	22		6	N		R	08/2025		
144588	Palayamkottai Kings	12/31/2020														
Exc Award (06/30/2017, 06/30/2019, 06/30/2023)			Active(1)	15	0	0	0.00%	0		7	Y	7	N	07/2022		
55684	PALLIADY	05/09/1994														
Exc Award (06/30/2017, 06/30/2019, 06/30/2023)			Active(2)	29	0	0	0.00%	29		7	Y			07/2022		
148193	Paloor	09/17/2021														
Exc Award (06/30/2019, 06/30/2020, 06/30/2021, 06/30/2023)			Active	106	1	0	0.95%	107		1	Y		N	01/2026		
32156	PARAMAKUDI	04/20/1976														
Exc Award (06/30/2019, 06/30/2020, 06/30/2021, 06/30/2023)			Active	23	1	1	0.00%	20	3	0	Y		R	01/2026		\$1,000.00
146371	Paramakudi Vaigai	06/04/2021														
Exc Award (06/30/2023)			Active	24	0	2	-7.69%	26	3	6	Y		N	02/2023		
142576	Pavoorchatram Busy Kings	08/19/2020														
Exc Award (06/30/2023)			Active(2)	49	5	7	-3.92%	55	5	0	Y	2	R	01/2026		
86122	PAVOORCHATRAM CENTRAL	04/07/2005														
Exc Award (06/30/2017, 06/30/2020, 06/30/2022, 06/30/2023)			Active	79	19	0	31.67%	60		0	Y			01/2026		\$6,002.79
55169	PUDUKADAI	12/28/1993														
Exc Award (06/30/2017, 06/30/2020, 06/30/2022, 06/30/2023)			Active	32	3	0	10.34%	25		0	Y			01/2026		
55425	PULIANGUDI	03/11/1994														
Exc Award (06/30/2020, 06/30/2023)			Cancelled(8*)	0	0	7	-100.00%	0	6	2	N	None		10/2023	90+ Days	
139713	Puthiamputhur Readymade Pearl City	09/16/2019														
Exc Award (06/30/2020, 06/30/2023)			Active(2)	18	0	5	-21.74%	23	10	1	N	None		01/2023		
124042	Radhapuram Gold	01/22/2015														



Club Health Assessment for DISTRICT 3242 A through January 2026

			Status							Membership					Reports				Finance		LCIF
Club Number	Club Name	Charter Date	Times in Status Quo in Past 2 Years	Current Member Count **	YTD Members Added	YTD Members Dropped	YTD Net Growth% ***	Member Count 1 Year Ago	Dropped Members Avg.Length of Service	Months Since Membership Update	Current Officers Reported ****	Current President Repeated Term	VP Reported *****	Last Date Reported Service (mm/yyyy)	Account Balance	YTD Donations					
Exc Award (06/30/2017, 06/30/2020, 06/30/2023)																					
26498	RAJAPALAYAM	04/24/1972	Active	169	10	17	-3.98%	176	10	2	Y		N	11/2025							
Exc Award (06/30/2017, 06/30/2019, 06/30/2020)																					
155957	Rajapalayam Perfect Kings	09/08/2023	Active	46	7	8	-2.13%	58	2	1	Y			01/2025							
59776	RAJAPALAYAM TOWN	06/24/1997	Active	36	0	3	-7.69%	41	13	1	Y		R	06/2025							
Exc Award (06/30/2017, 06/30/2020)																					
154616	Ramanathapuram Achievers Passion	06/02/2023	Active(1)	13	0	0	0.00%	12		8	Y		R	12/2023		\$147.23					
132221	Ramanathapuram Centennial	09/04/2017	Active	34	3	5	-5.56%	36	3	0	Y		N	01/2026							
Exc Award (06/30/2019, 06/30/2020, 06/30/2023, 06/30/2025)																					
123063	Ramanathapuram Gold	09/03/2014	Active	19	2	0	11.76%	20		0	Y	2		10/2024							
Exc Award (06/30/2021)																					
132139	Ramanathapuram Life Savers	07/11/2017	Active	28	0	0	0.00%	29		4	Y			01/2026							
Exc Award (06/30/2019, 06/30/2020, 06/30/2022, 06/30/2025)																					
152130	Ramanathapuram Passion	08/09/2022	Active	12	2	0	20.00%	10		6	Y			01/2026							
Exc Award (06/30/2023)																					
49550	RAMANATHAPURAM SETHUPATHY	05/25/1989	Active(1)	24	3	1	9.09%	26	8	4	Y			01/2026							
Exc Award (06/30/2020)																					
117524	RAMANATHAPURAM TOWN	08/06/2012	Active	18	1	1	0.00%	18	13	0	Y	2		04/2025							
Exc Award (06/30/2020)																					
106570	RAMESWARAM ISLAND	09/10/2009	Active(1)	10	0	2	-16.67%	12	7	2	Y			06/2023							
Exc Award (06/30/2023)																					
139218	Rameswaram Town Pearls	07/18/2019	Active	12	0	0	0.00%	15		1	Y	4		01/2024							
149879	Sahayanagar Joy	03/08/2022	Active	20	1	0	5.26%	19		4	Y			01/2026	90+ Days						
26501	SAHUPURAM	01/06/1972	Active	36	1	1	0.00%	37	4	1	Y		N	08/2025							
Exc Award (06/30/2019)																					
56565	SANKARANKOVIL	02/20/1995	Active	99	2	7	-4.81%	101	0	2	Y		N	01/2026							
Exc Award (06/30/2019, 06/30/2023, 06/30/2025)																					
147151	Sankarankovil Classic	11/17/2021	Active	48	4	0	9.09%	46		3	Y			01/2026							
Exc Award (06/30/2023)																					



Club Health Assessment for DISTRICT 3242 A through January 2026

			Status	Membership						Reports				Finance	LCIF	
Club Number	Club Name	Charter Date	Times in Status Quo in Past 2 Years	Current Member Count **	YTD Members Added	YTD Members Dropped	YTD Net Growth% ***	Member Count 1 Year Ago	Dropped Members Avg.Length of Service	Months Since Membership Update	Current Officers Reported ****	Current President Repeated Term	VP Reported *****	Last Date Reported Service (mm/yyyy)	Account Balance	YTD Donations
141791	Sankarankovil Pearls	06/19/2020	Active	18	0	3	-14.29%	21	12	1	Y			07/2025		
	Exc Award (06/30/2023)															
105001	SATHANKULAM STAR	03/16/2009	Active	28	0	0	0.00%	28		7	N	None		11/2024		
43432	SATHUR	01/16/1984	Active(1)	18	2	3	-5.26%	21	13	1	Y	3	N	01/2026		
	Exc Award (06/30/2023)															
104721	SAWYERPURAM SEBATHIAPURAM	02/13/2009	Active	56	2	0	3.70%	56		4	Y		N	01/2026		\$2,000.00
	Exc Award (06/30/2017, 06/30/2020, 06/30/2023, 06/30/2024)															
26504	SIVAKASI	05/09/1961	Active	226	6	1	2.26%	228	46	0	Y		N	01/2026		\$9,000.00
	Exc Award (06/30/2017, 06/30/2019, 06/30/2021, 06/30/2022, 06/30/2023, 06/30/2024)															
63046	SIVAKASI CENTRAL	04/04/2000	Active(1)	31	4	0	14.81%	28		1	Y		N	01/2026		
	Exc Award (06/30/2020, 06/30/2022, 06/30/2023)															
59692	SIVAKASI COSMOS	06/09/1997	Active	77	5	0	6.94%	74		4	Y		N	01/2026		
	Exc Award (06/30/2019, 06/30/2020, 06/30/2022, 06/30/2023)															
99695	SIVAKASI CRACKER CITY	06/19/2007	Active	27	5	2	12.50%	26	3	0	Y			01/2026		
	Exc Award (06/30/2017, 06/30/2020, 06/30/2023)															
128387	Sivakasi Golden Centennial	09/20/2016	Active(2)	13	0	2	-13.33%	22	3	1	Y			10/2024		
	Exc Award (06/30/2017)															
53740	SIVAKASI INDUSTRIAL TOWN	10/14/1992	Active	103	5	0	5.10%	100		1	Y		N	01/2026		
	Exc Award (06/30/2017, 06/30/2019, 06/30/2020, 06/30/2023)															
150862	Sivakasi Joy Star	06/02/2022	Active	21	6	6	0.00%	18	9	5	Y		N	02/2024	90+ Days	
	Exc Award (06/30/2023)															
144407	Sivakasi Kings	01/07/2021	Active(2)	33	1	18	-34.00%	74	4	1	Y			12/2025		
	Exc Award (06/30/2023)															
153769	Sivakasi Passion	02/27/2023	Active	49	4	0	8.89%	49		0	Y		N	12/2025		
	Exc Award (06/30/2023)															
139758	Sivakasi Pearls Spark	09/24/2019	Active(1)	17	5	0	41.67%	12		6	Y	2	N	11/2025		
	Exc Award (06/30/2020, 06/30/2023)															
29707	SPICNAGAR	07/15/1974	Active(1)	52	8	0	18.18%	46		3	Y		R	01/2026	90+ Days	



Club Health Assessment for DISTRICT 3242 A through January 2026

			Status	Membership						Reports				Finance		LCIF
Club Number	Club Name	Charter Date	Times in Status Quo in Past 2 Years	Current Member Count **	YTD Members Added	YTD Members Dropped	YTD Net Growth***	Member Count 1 Year Ago	Dropped Members Avg.Length of Service	Months Since Membership Update	Current Officers Reported ****	Current President Repeated Term	VP Reported *****	Last Date Reported Service (mm/yyyy)	Account Balance	YTD Donations
Exc Award (06/30/2017, 06/30/2020)																
30844	SRIVILLIPUTHUR	05/19/1975	Active	42	5	1	10.53%	36	45	1	Y		R	01/2026		\$1,147.23
Exc Award (06/30/2017, 06/30/2020, 06/30/2022, 06/30/2023)																
39100	TENKASI	11/28/1980	Active	21	1	0	5.00%	21		0	Y			08/2024		
140006	Thangachimadam Pearls	11/03/2019	Active(1)	20	0	0	0.00%	19		6	Y			09/2024		
Exc Award (06/30/2022)																
60613	THICKANAMCODE	04/06/1998	Active	47	13	2	30.56%	36	4	1	Y			12/2025	90+ Days	
Exc Award (06/30/2023)																
150733	Thingal Nagar Central	05/26/2022	Active(1)	22	5	0	29.41%	0		4	Y	3	N	11/2025		
105438	THIRUCHENDUR CITY	05/12/2009	Active(1)	20	5	2	17.65%	22	7	0	Y		N	01/2026		
43127	THIRUTHANGAL	10/05/1983	Active	31	2	3	-3.13%	36	11	2	Y		IP	07/2025		
Exc Award (06/30/2017, 06/30/2020, 06/30/2023)																
118944	THIRUVATTAR	03/15/2013	Active(2)	31	0	0	0.00%	0		1	Y	2	R	08/2022		
124704	Thiruvengadam Gold	04/22/2015	Active(1)	13	13	13	0.00%	13	9	0	Y	2	R	01/2023		
Exc Award (06/30/2023)																
140911	Thoothukudi Royal Pearl City	03/09/2020	Active(1)	20	0	0	0.00%	19		7	Y			10/2023		
45624	THUCKALAY	12/31/1985	Active	18	2	1	5.88%	17	3	3	Y			03/2025	90+ Days	
Exc Award (06/30/2017, 06/30/2020)																
65075	THUCKALAY TOWN	03/12/2002	Active	21	1	1	0.00%	24	3	1	Y		N	01/2026		
Exc Award (06/30/2019)																
26507	TIRUNELVELI	09/12/1960	Active	20	3	0	17.65%	17		0	Y		N	01/2026		
Exc Award (06/30/2019, 06/30/2020, 06/30/2023)																
58141	TIRUNELVELI CENTRAL	04/11/1996	Active	21	10	0	90.91%	11		5	N	None	N	10/2023		
Exc Award (06/30/2020, 06/30/2022, 06/30/2023)																
64446	TIRUNELVELI CITY	06/25/2001	Active	15	0	0	0.00%	15		9	Y		R	07/2025		
Exc Award (06/30/2023)																
137364	Tirunelveli Dawn City	02/13/2019	Active	34	6	0	21.43%	31		1	Y		N	01/2026		
Exc Award (06/30/2020, 06/30/2023)																
123029	Tirunelveli Gold	08/27/2014	Cancelled(8*)	0	0	48	-100.00%	38	5	1	N	None		07/2025	90+ Days	
Exc Award (06/30/2019, 06/30/2020)																



Club Health Assessment for DISTRICT 3242 A through January 2026

			Status	Membership						Reports				Finance	LCIF	
Club Number	Club Name	Charter Date	Times in Status Quo in Past 2 Years	Current Member Count **	YTD Members Added	YTD Members Dropped	YTD Net Growth% ***	Member Count 1 Year Ago	Dropped Members Avg.Length of Service	Months Since Membership Update	Current Officers Reported ****	Current President Repeated Term	VP Reported *****	Last Date Reported Service (mm/yyyy)	Account Balance	YTD Donations
132656	Tirunelveli Green City	12/12/2017	Active	21	12	9	16.67%	18	5	0	Y		IP	08/2022		\$1,000.07
123640	Tirunelveli Kodeeswaran Nagar Gold Exc Award (06/30/2017, 06/30/2023)	11/17/2014	Active	17	0	7	-29.17%	24	4	1	Y	2		10/2024		
109995	TIRUNELVELI METRO Exc Award (06/30/2023)	01/03/2011	Active(1)	25	1	3	-7.41%	27	1	4	Y		N	02/2024		\$3,000.21
155328	Tirunelveli Perfect Gold	07/28/2023	Active(1)	20	0	0	0.00%	24		6	Y		N	10/2024		
132254	Tirunelveli Phoenix Exc Award (06/30/2023)	10/05/2017	Active(1)	17	0	2	-10.53%	21	3	6	N	None		12/2023		
142534	Tirunelveli Smart City Kings Exc Award (06/30/2023, 06/30/2025)	08/14/2020	Active	42	1	1	0.00%	43	5	1	Y		N	01/2026		
103802	TIRUNELVELI STAR Exc Award (06/30/2020, 06/30/2023)	10/10/2008	Active	23	0	0	0.00%	27		4	Y		N	05/2024		\$5,237.43
68522	TIRUNELVELI TOWER Exc Award (06/30/2017, 06/30/2023)	04/09/2003	Active	16	1	0	6.67%	19		6	Y	3		10/2024		
52384	TISAYANVILAI Exc Award (06/30/2020, 06/30/2023)	01/02/1992	Active(1)	33	0	1	-2.94%	34	14	6	Y	2		10/2023		
26510	TUTICORIN Exc Award (06/30/2017, 06/30/2018, 06/30/2019, 06/30/2020, 06/30/2023)	08/26/1959	Active	93	3	3	0.00%	102	6	1	Y		N	10/2024		\$116.39
139222	Tuticorin Akshaya Pearl City Exc Award (06/30/2020, 06/30/2023)	08/08/2019	Active(2)	19	0	0	0.00%	0		10	Y		N	08/2024		
50051	TUTICORIN BHARATHY Exc Award (06/30/2017, 06/30/2024)	12/18/1989	Active	40	4	1	8.11%	45	0	0	Y			01/2026		\$1,000.00
128660	Tuticorin Centennial Exc Award (06/30/2017, 06/30/2020, 06/30/2023)	09/28/2016	Active	32	2	0	6.67%	30		1	Y		N	01/2026		\$1,806.56
52676	TUTICORIN CENTRAL Exc Award (06/30/2022)	03/10/1992	Active(2)	22	0	0	0.00%	29		5	Y			10/2022		
97751	TUTICORIN CITY Exc Award (06/30/2023)	09/22/2006	Active(1)	20	0	7	-25.93%	34	6	1	Y		R	06/2023		
149976	Tuticorin Evergreen	02/24/2022	Active(2)	6	6	6	0.00%	0	6	0	N	2		01/2023		
120436	Tuticorin Green World Exc Award (06/30/2020, 06/30/2021, 06/30/2023)	09/30/2013	Active(1)	20	0	0	0.00%	27		9	Y		N	05/2025		\$1,000.07



Club Health Assessment for DISTRICT 3242 A through January 2026

			Status	Membership						Reports				Finance		LCIF	
Club Number	Club Name	Charter Date	Times in Status Quo in Past 2 Years	Current Member Count **	YTD Members Added	YTD Members Dropped	YTD Net Growth% ***	Member Count 1 Year Ago	Dropped Members Avg.Length of Service	Months Since Membership Update	Current Officers Reported ****	Current President Repeated Term	VP Reported *****	Last Date Reported Service (mm/yyyy)	Account Balance	YTD Donations	
155330	Tuticorin Kings	07/21/2023	Active(1)	52	3	11	-13.33%	62	2	0	Y		R	11/2024	90+ Days		
155078	Tuticorin Korkai Perfect	07/11/2023	Active	22	5	1	22.22%	19	2	0	Y		N	12/2023			
150058	Tuticorin Light House	03/02/2022	Active	30	0	13	-30.23%	40	4	1	Y		N	01/2024			
Exc Award (06/30/2025)																	
84158	TUTICORIN MID-TOWN	09/07/2004	Active(1)	16	0	0	0.00%	17		4	Y			08/2023			\$1,000.00
Exc Award (06/30/2017, 06/30/2020, 06/30/2023)																	
139583	Tuticorin Pearl Sports	08/27/2019	Cancelled(8*)	0	0	10	-100.00%	0	1	4	N	None		08/2022			
139584	Tuticorin Pearls	09/27/2019	Active	51	1	18	-25.00%	65	4	0	Y	4	R	01/2026			\$100.09
Exc Award (06/30/2020, 06/30/2023)																	
116079	TUTICORIN SNOWS	02/15/2012	Active	26	0	0	0.00%	24		6	Y		IP	10/2024			
Exc Award (06/30/2017, 06/30/2023)																	
117806	TUTICORIN STAR	09/11/2012	Active(2)	12	22	29	-36.84%	19	5	0	Y	6		08/2023			
Exc Award (06/30/2023)																	
137769	Uchipuli Dawn	04/03/2019	Active	29	2	0	7.41%	27		4	Y			12/2023			
Exc Award (06/30/2023)																	
155370	Vadakkankulam Perfect	07/28/2023	Active(1)	17	8	7	6.25%	15	2	0	Y			10/2024		\$1,000.00	
119098	VADAKKANKULAM WIND CITY	04/02/2013	Active	25	7	1	31.58%	17	3	1	Y	2	N	12/2023			
Exc Award (06/30/2017, 06/30/2023)																	
50307	VALLIOOR	03/16/1990	Active	72	8	0	12.50%	67		0	Y		N	01/2026			
Exc Award (06/30/2023)																	
82774	VALLIOOR TOWN	06/24/2004	Active	16	0	0	0.00%	25		0	Y		N	07/2025		\$2,000.00	
54484	VICKRAMASINGAPURAM	05/17/1993	Active	33	0	0	0.00%	38		6	Y		R	01/2023	90+ Days	\$294.46	
Exc Award (06/30/2019, 06/30/2020, 06/30/2023)																	
153403	Vickramasingapuram Passion	01/05/2023	Active(1)	47	5	1	9.30%	39	3	1	Y		N	12/2025	90+ Days		
26512	VIRUDHUNAGAR	10/06/1962	Active	75	2	4	-2.60%	77	5	1	Y			01/2026		\$147.23	
Exc Award (06/30/2017, 06/30/2019, 06/30/2020, 06/30/2023)																	
60957	VIRUDHUNAGAR BUSI TOWN	06/26/1998	Active	14	3	0	27.27%	11		6	Y	3	R	01/2026			
Exc Award (06/30/2020)																	
135933	Virudhunagar Dawn	08/22/2018	Active	44	0	1	-2.22%	45	7	2	Y		R	01/2026		\$100.09	
Exc Award (06/30/2019, 06/30/2020)																	



Club Health Assessment for DISTRICT 3242 A through January 2026

INTERNATIONAL

						Status				Membership				Reports				Finance		LCIF
Club Number	Club Name	Charter Date	Times in Status Quo in Past 2 Years			Current Member Count **	YTD Members Added	YTD Members Dropped	YTD Net Growth% ***	Member Count 1 Year Ago	Dropped Members Avg.Length of Service	Months Since Membership Update	Current Officers Reported ****	Current President Repeated Term	VP Reported *****	Last Date Reported Service (mm/yyyy)	Account Balance	YTD Donations		
143198	Virudhunagar Kings	10/15/2020	Active(1)			23	9	4	27.78%	18	4	0	Y		N	01/2026	90+ Days			
155331	Virudhunagar Perfect Kings	07/24/2023	Active			31	10	0	47.62%	26		3	Y	3	N	01/2026				
40829	WATRAP	01/27/1982	Active			43	3	0	7.50%	40		0	Y		N	01/2026				
Exc Award (06/30/2017, 06/30/2019, 06/30/2020)																				
Current Total Clubs Count	YTD New Clubs Count	YTD Cancelled Clubs Count	YTD Net Club Gain	Current Total Members Count	YTD Add	YTD Drop	YTD Net Growth	YTD Net Growth %	Member Count 12 Months Ago	Average Member Count Per Club	% of Clubs with less than 20 members	% No Officer Report in 12 Months	% of Clubs with balance 90+ days	Number of Clubs in Status Quo	% Status Quo Clubs in Financial Suspension	Number of Cancelled Clubs	Average Cancelled Club Age	Members Lost Due to Cancellation	% of Clubs Cancelled for Non-Financial Reasons	
185	7	12	-5	5,568	704	850	-146	-2.56%	5,466	30	30%	5%	14%	0	0%	12	8	402	0%	

* - P - Priority Club. Cancellation Reasons: 1-Objectives/conduct, 2-Non-active club, 5-Non-existing club, 6-Disbanding, 7-Merger, 8-Financial Suspension, 9-District/Multiple District Dues.

** Red denotes below 15 active members.

*** Red denotes 20% + loss.

**** Y - all 3 (President, Secretary, Treasurer) club officers reported, N - not all 3 reported.

***** Abbreviation: N-New, IP-Immediate Past, R-Repeat.



Club Health Assessment for DISTRICT 3242 B through January 2026

			Status	Membership					Reports					Finance	LCIF	
Club Number	Club Name	Charter Date	Times in Status Quo in Past 2 Years	Current Member Count **	YTD Members Added	YTD Members Dropped	YTD Net Growth% ***	Member Count 1 Year Ago	Dropped Members Avg.Length of Service	Months Since Membership Update	Current Officers Reported ****	Current President Repeated Term	VP Reported *****	Last Date Reported Service (mm/yyyy)	Account Balance	YTD Donations
Clubs less than two years old																
176572	Aundipatty Gems	09/04/2024	Active	25	5	0	25.00%	20		0	Y			01/2026		\$5.82
175084	Batlagundu West	08/01/2024	Active	21	0	0	0.00%	21		17	N	None			90+ Days	
172049	Devakottai Aristo	06/12/2024	Active	31	4	1	10.71%	28	0	1	Y			11/2025		\$5.82
157440	Dindigul Democrats	03/04/2024	Active	16	2	2	0.00%	19	2	0	Y		R	01/2026		\$645.95
176613	Dindigul Golden City	08/06/2024	Active	22	5	3	10.00%	20	1	4	Y			01/2026		\$5.24
188599	Dindigul Mahizh	08/20/2025	Active	32	32	0	100.00%	0		1	Y		N	01/2026	90+ Days	\$100.00
174905	Dindigul N S Nagar	07/26/2024	Active	21	3	2	5.00%	20	1	3	Y			09/2025		\$5.82
174909	Dindigul R M Colony	08/06/2024	Active	26	5	0	23.81%	21		4	Y	2		10/2025	90+ Days	
175791	Karaikudi Manickam	08/02/2024	Active	25	2	0	8.70%	22		1	Y			01/2026	90+ Days	\$776.53
185171	Madurai Anjappar	07/24/2025	Active	20	20	0	100.00%	0		6	Y			08/2025	90+ Days	\$5.00
185237	Madurai Blossoms	07/24/2025	Active	24	24	0	100.00%	0		0	Y			01/2026	90+ Days	\$5.82
191804	Madurai Dreams	12/15/2025	Newly Chartered	20	20	0	100.00%	0		1	Y					
188773	Madurai Royals	12/13/2025	Newly Chartered	20	20	0	100.00%	0		1	Y					
185191	Madurai Sangath Tamil	07/24/2025	Active	20	20	0	100.00%	0		6	Y			01/2026		\$5.00
191331	Madurai Semmozhi	12/14/2025	Newly Chartered	20	20	0	100.00%	0		1	Y					
189890	Madurai Vanthemataram	12/15/2025	Newly Chartered	20	20	0	100.00%	0		1	Y					
156977	Madurai Wings	02/02/2024	Active	11	2	1	10.00%	14	4	0	Y			07/2025		\$5.24
188890	Palani City	08/07/2025	Active	20	20	0	100.00%	0		4	Y			01/2026		\$942.74
174878	Palani Diamonds	07/26/2024	Active	25	8	6	8.70%	21	17	0	Y			01/2026		\$103.93
157870	Palani Friends	04/02/2024	Active	15	5	7	-11.76%	16	1	1	Y	3		01/2026		\$5.00
175793	Palani Golden Peacock	07/26/2024	Active	14	1	0	7.69%	20		6	Y			01/2026		\$5.82
186157	Palani Malai	07/24/2025	Active	31	37	6	100.00%	0	0	0	Y			01/2026		\$5.00
185455	Periyakulam Gold	07/24/2025	Active	32	33	1	100.00%	0	0	0	N			01/2026		
186087	Salaigramam Sangamam	07/24/2025	Active	22	22	0	100.00%	0		6	Y			10/2025	90+ Days	
186584	Sivagangai Rani Velunachiyar	07/24/2025	Active	26	26	0	100.00%	0		1	Y			01/2026	90+ Days	



Club Health Assessment for DISTRICT 3242 B through January 2026

			Status	Membership					Reports				Finance		LCIF	
Club Number	Club Name	Charter Date	Times in Status Quo in Past 2 Years	Current Member Count **	YTD Members Added	YTD Members Dropped	YTD Net Growth% ***	Member Count 1 Year Ago	Dropped Members Avg.Length of Service	Months Since Membership Update	Current Officers Reported ****	Current President Repeated Term	VP Reported *****	Last Date Reported Service (mm/yyyy)	Account Balance	YTD Donations
179704	Theni Eagle	03/04/2025	Active	31	9	0	40.91%	0		0	Y	2		01/2026		\$11.64
175085	Theni Grand	07/26/2024	Active	36	2	0	5.88%	32		0	Y	2	N	01/2026		\$11.64
183401	Theni Ilampirai	07/24/2025	Active	31	31	0	100.00%	0		0	Y			01/2026		\$947.22
190610	Theni Kavithalaya	11/10/2025	Newly Chartered	23	23	0	100.00%	0		1	Y					
174908	Theni Thanga Tamil	08/01/2024	Active	29	3	0	11.54%	26		1	Y	2		01/2026		\$11.64
190747	Thirumangalam Saaral	11/11/2025	Newly Chartered	25	25	0	100.00%	0		1	Y					
191793	Thirumangalam Super Kings	12/15/2025	Newly Chartered	20	20	0	100.00%	0		1	Y			01/2026		
Clubs more than two years old																
68852	ALANGANALLUR	05/22/2003	Active	19	1	0	5.56%	19		6	Y			10/2025		\$5.82
	Exc Award (06/30/2018)															
58978	AYYAMPALAYAM TOWN	12/30/1996	Active	19	6	0	46.15%	15		3	Y			09/2025		
62684	BATLAGUNDU BETEL CITY	01/06/2000	Active	29	1	0	3.57%	28		6	Y		N	07/2025		\$5.82
	Exc Award (06/30/2018, 06/30/2023)															
135851	Batlagundu Eden Garden	07/10/2018	Active	38	14	0	58.33%	34		6	Y			01/2026		\$5.82
	Exc Award (06/30/2023)															
26470	BODINAYAKANUR	05/23/1970	Active	119	8	4	3.48%	118	11	0	Y			01/2026		\$64.02
	Exc Award (06/30/2016, 06/30/2018, 06/30/2024)															
115433	BODINAYAKANUR BEST	10/31/2011	Active	20	1	3	-9.09%	24	1	1	N			01/2026		\$17.46
	Exc Award (06/30/2022)															
65064	BODINAYAKANUR CARDAMOM CITY	03/12/2002	Active	27	6	2	17.39%	25	4	0	Y			01/2026		\$948.56
	Exc Award (06/30/2023)															
135853	Bodinayakanur Rich	07/10/2018	Active	19	1	0	5.56%	17		0	Y			01/2026		\$11.64
	Exc Award (06/30/2022, 06/30/2023)															
26473	CUMBUM	01/22/1970	Active	56	6	0	12.00%	49		0	Y		N	01/2026	90+ Days	\$115.22
	Exc Award (06/30/2018, 06/30/2023)															
147098	Cumbum Emai	07/02/2021	Active	26	1	0	4.00%	27		0	Y			01/2026		\$58.19
26475	DEVAKOTTAI	12/18/1968	Active	45	5	4	2.27%	45	4	1	Y			01/2026	90+ Days	\$105.00
	Exc Award (06/30/2018)															



Club Health Assessment for DISTRICT 3242 B through January 2026

			Status	Membership						Reports				Finance	LCIF	
Club Number	Club Name	Charter Date	Times in Status Quo in Past 2 Years	Current Member Count **	YTD Members Added	YTD Members Dropped	YTD Net Growth% ***	Member Count 1 Year Ago	Dropped Members Avg.Length of Service	Months Since Membership Update	Current Officers Reported ****	Current President Repeated Term	VP Reported *****	Last Date Reported Service (mm/yyyy)	Account Balance	YTD Donations
126868	Devakottai City	03/11/2016	Active(1)	10	0	1	-9.09%	11	1	6	Y	3		08/2022	90+ Days	
	Exc Award (06/30/2018)															
123056	Devakottai Cosmos	09/03/2014	Active	76	5	0	7.04%	74		3	Y		N	01/2026	90+ Days	\$5.82
	Exc Award (06/30/2016, 06/30/2018, 06/30/2023)															
109313	DEVAKOTTAI JEYAM	09/24/2010	Active	25	1	1	0.00%	33	17	6	Y			07/2025		\$5.82
26478	DINDIGUL	12/17/1967	Active(2)	54	20	8	28.57%	0	13	0	Y			01/2026	90+ Days	\$52.37
	Exc Award (06/30/2016, 06/30/2017, 06/30/2018)															
55259	DINDIGUL ABIRAMI	01/28/1994	Active	27	3	3	0.00%	30	2	1	Y			10/2025		\$5.82
	Exc Award (06/30/2018)															
154463	Dindigul City	06/06/2023	Active	35	7	4	9.38%	33	3	0	Y			10/2025	90+ Days	
97196	DINDIGUL COSMOS	05/26/2006	Active	74	32	19	21.31%	63	3	0	Y			01/2026		\$4,724.76
	Exc Award (06/30/2017, 06/30/2018, 06/30/2022)															
56112	DINDIGUL DIAMOND	09/27/1994	Active	40	9	0	29.03%	36		1	Y		N	12/2025		\$110.00
	Exc Award (06/30/2017, 06/30/2023, 06/30/2024)															
152147	Dindigul Friends	08/11/2022	Active	26	1	0	4.00%	25		6	Y	2		11/2025		\$5.24
	Exc Award (06/30/2024)															
84238	DINDIGUL GEM	10/26/2004	Active	62	11	1	19.23%	56	4	0	Y			01/2026		\$947.98
	Exc Award (06/30/2016, 06/30/2017, 06/30/2018)															
111438	DINDIGUL JYOTHI	06/21/2011	Active	38	1	0	2.70%	31		6	Y			10/2025		\$5.24
	Exc Award (06/30/2017, 06/30/2018, 06/30/2022)															
119720	Dindigul Majestic	06/24/2013	Active	33	5	0	17.86%	37		3	Y		N	10/2025		\$344.02
	Exc Award (06/30/2016, 06/30/2017, 06/30/2021)															
138774	Dindigul Mass	07/23/2019	Active	65	7	5	3.17%	68	4	3	Y		N	01/2026		\$5.00
	Exc Award (06/30/2020, 06/30/2021, 06/30/2022, 06/30/2024)															
50675	DINDIGUL METRO	06/01/1990	Active	24	3	1	9.09%	25	22	4	Y		N	01/2026		\$5.82
	Exc Award (06/30/2017, 06/30/2022, 06/30/2024)															
125746	Dindigul Mother Teresa	09/28/2015	Active	58	7	0	13.73%	54		1	Y	2		01/2026		\$200.00
	Exc Award (06/30/2022, 06/30/2024)															



Club Health Assessment for DISTRICT 3242 B through January 2026

			Status	Membership						Reports				Finance	LCIF	
Club Number	Club Name	Charter Date	Times in Status Quo in Past 2 Years	Current Member Count **	YTD Members Added	YTD Members Dropped	YTD Net Growth% ***	Member Count 1 Year Ago	Dropped Members Avg.Length of Service	Months Since Membership Update	Current Officers Reported ****	Current President Repeated Term	VP Reported *****	Last Date Reported Service (mm/yyyy)	Account Balance	YTD Donations
108404	DINDIGUL RAINBOW	05/21/2010	Active	22	6	4	10.00%	19	5	3	Y			01/2026	90+ Days	\$5.82
138492	Dindigul Rethinam	06/10/2019	Active(2)	80	80	0	100.00%	30		4	Y			09/2025	90+ Days	
40955	DINDIGUL ROCK FORT	02/23/1982	Active	262	91	0	53.22%	160		0	Y			09/2025		\$4,917.38
	Exc Award (06/30/2016, 06/30/2017, 06/30/2018, 06/30/2022)															
125591	Dindigul Udhayam	09/09/2015	Active	135	71	2	104.55%	68	2	1	Y			01/2026	90+ Days	\$5.82
	Exc Award (06/30/2017, 06/30/2024)															
84073	ELUMALAI	08/31/2004	Active	18	2	1	5.88%	15	5	4	Y			01/2026		\$5.00
	Exc Award (06/30/2017)															
102431	ILAYANGUDI CITY	06/13/2008	Active	26	2	0	8.33%	24		1	Y		N	01/2026		\$5.82
	Exc Award (06/30/2018, 06/30/2022)															
64674	KALAYARKOIL	09/11/2001	Active	64	21	1	45.45%	47	15	4	N	2	N	08/2025		\$10.82
	Exc Award (06/30/2017, 06/30/2023)															
123371	Kalayarkoil Supreme	10/16/2014	Active	18	2	0	12.50%	16		3	Y			08/2025		\$5.82
	Exc Award (06/30/2016, 06/30/2018)															
26482	KARAIKUDI	03/28/1967	Active	185	21	4	10.12%	175	4	0	Y			01/2026	90+ Days	\$1,798.57
	Exc Award (06/30/2017, 06/30/2018, 06/30/2019, 06/30/2021, 06/30/2022, 06/30/2023)															
54710	KARAIKUDI ALAGAPPAPURAM	06/29/1993	Active	46	7	2	12.20%	43	12	0	Y			01/2026		\$356.96
	Exc Award (06/30/2017, 06/30/2024)															
111293	KARAIKUDI CITY	06/08/2011	Active	30	3	4	-3.23%	36	2	1	Y			01/2026	90+ Days	\$334.41
	Exc Award (06/30/2018)															
146040	Karaikudi Cosmopolitan	06/03/2021	Active	21	1	0	5.00%	19		0	Y			01/2026		\$244.83
	Exc Award (06/30/2023)															
56404	KARAIKUDI COSMOS	01/03/1995	Active	109	8	0	7.92%	110		1	Y		N	01/2026		\$229.54
	Exc Award (06/30/2017, 06/30/2022)															
131808	Karaikudi Dr Alagappan Science City	07/05/2017	Active	24	5	0	26.32%	25		4	Y			01/2026	90+ Days	\$205.88
132362	Karaikudi Oviyam	08/29/2017	Active	27	20	3	170.00%	12	0	1	Y			01/2026		\$176.97
111014	KARAIKUDI SAKTHI	05/05/2011	Status Quo(1)	11	1	0	10.00%	10		5	Y	3		07/2025	90+ Days	
	Exc Award (06/30/2017, 06/30/2018)															
129417	Karaikudi Science City	11/18/2016	Active	11	1	0	10.00%	10		4	Y			07/2025	90+ Days	\$5.00
	Exc Award (06/30/2018)															



Club Health Assessment for DISTRICT 3242 B through January 2026

			Status	Membership						Reports				Finance	LCIF	
Club Number	Club Name	Charter Date	Times in Status Quo in Past 2 Years	Current Member Count **	YTD Members Added	YTD Members Dropped	YTD Net Growth% ***	Member Count 1 Year Ago	Dropped Members Avg.Length of Service	Months Since Membership Update	Current Officers Reported ****	Current President Repeated Term	VP Reported *****	Last Date Reported Service (mm/yyyy)	Account Balance	YTD Donations
56439	KARAIKUDI SELECT	01/16/1995	Active	54	11	11	0.00%	44	6	1	Y			01/2026	90+ Days	\$109.75
Exc Award (06/30/2017, 06/30/2023)																
135388	Karaikudi Stars	07/09/2018	Active	10	8	5	42.86%	14	1	1	Y			01/2026		\$76.88
Exc Award (06/30/2023)																
110418	KARAIKUDI SUN	03/01/2011	Active	16	6	0	60.00%	10		0	Y			08/2025		\$105.09
60371	KARAIKUDI SUPREME	02/16/1998	Status Quo(1)	24	11	4	41.18%	20	10	1	Y			01/2026	90+ Days	\$105.09
138660	Karaikudi Vetri	06/21/2019	Active	34	8	2	21.43%	31	3	0	Y		N	01/2026		\$98.12
Exc Award (06/30/2022, 06/30/2023)																
115350	KODAIKANAL KURINJI	10/20/2011	Active	26	1	6	-16.13%	31	8	2	Y			10/2025		
Exc Award (06/30/2017)																
104354	KODAIKANAL SUN	01/12/2009	Active	61	8	0	15.09%	48		4	Y			01/2026	90+ Days	\$11.64
Exc Award (06/30/2018, 06/30/2023)																
58986	KODAIKANAL TOWN	12/18/1996	Active(1)	10	1	0	11.11%	9		6	Y	5		07/2025		
Exc Award (06/30/2016, 06/30/2018)																
102987	KOTTAIYUR SRIRAMNAGAR	06/23/2008	Active	21	1	0	5.00%	20		2	Y			01/2026		\$10.24
153429	Madagupatty Cosmos	03/09/2023	Active	14	2	6	-22.22%	18	2	4	Y			07/2025		\$5.00
103665	MADURAI AANANTHAM	09/16/2008	Active	24	3	1	9.09%	23	1	0	Y		R	10/2025		\$11.64
Exc Award (06/30/2017, 06/30/2018)																
147366	Madurai Aadhi	07/04/2021	Active	19	1	3	-9.52%	21	3	1	Y		R	08/2025		\$5.00
102410	MADURAI AAKASH	06/13/2008	Active	16	1	0	6.67%	15		6	Y			07/2025		\$5.82
Exc Award (06/30/2017)																
51912	MADURAI ABIRAMI	07/02/1991	Active	20	1	0	5.26%	21		6	Y		N	01/2026		\$5.00
144434	Madurai Adventurers	12/30/2020	Active	18	1	2	-5.26%	19	2	2	Y		N	12/2025		\$5.82
Exc Award (06/30/2023)																
108463	MADURAI ALAGAR	05/25/2010	Active	18	5	0	38.46%	13		4	Y			01/2026		\$591.94
Exc Award (06/30/2018)																
46905	MADURAI ALAVAI	01/22/1987	Active	22	5	0	29.41%	18		0	Y	2		08/2025		\$122.20
Exc Award (06/30/2017)																
57859	MADURAI ALL-WIN	02/12/1996	Active	19	0	0	0.00%	19		19	Y			08/2025		\$24.02
Exc Award (06/30/2017, 06/30/2018, 06/30/2022)																
135386	Madurai Amaze	07/09/2018	Active	34	7	0	25.93%	28		1	Y		N	10/2025	90+ Days	\$643.57



Club Health Assessment for DISTRICT 3242 B through January 2026

			Status	Membership						Reports				Finance	LCIF	
Club Number	Club Name	Charter Date	Times in Status Quo in Past 2 Years	Current Member Count **	YTD Members Added	YTD Members Dropped	YTD Net Growth% ***	Member Count 1 Year Ago	Dropped Members Avg.Length of Service	Months Since Membership Update	Current Officers Reported ****	Current President Repeated Term	VP Reported *****	Last Date Reported Service (mm/yyyy)	Account Balance	YTD Donations
Exc Award (06/30/2022, 06/30/2023)			Active	34	7	0	25.93%	26		4	Y		IP	09/2025	90+ Days	\$17.46
126851	Madurai Anbalayam	03/11/2016														
Exc Award (06/30/2022)			Active	16	1	0	6.67%	19		6	Y	2		08/2025		\$194.94
96840	MADURAI ANNAI	04/04/2006														
Exc Award (06/30/2016, 06/30/2017, 06/30/2023)			Active	31	7	6	3.33%	30	5	0	Y		N	01/2026		\$5.24
135426	Madurai Aram	07/16/2018														
Exc Award (06/30/2021, 06/30/2022)			Active	46	2	0	4.55%	44		1	Y			01/2026		\$5.00
51101	MADURAI ARISTO	12/04/1990														
Exc Award (06/30/2017, 06/30/2021)			Active(1)	20	7	1	42.86%	12	5	1	Y			07/2025		\$5.24
125378	Madurai Athens	08/12/2015														
Exc Award (06/30/2017)			Active(1)	8	10	2	100.00%	0	9	0	Y	2		07/2023		
123954	Madurai Best	01/20/2015														
Exc Award (06/30/2018)			Active	42	10	0	31.25%	30		0	Y		N	10/2025		\$105.00
147484	Madurai Best Friends	07/07/2021														
Exc Award (06/30/2022)			Active	18	2	0	12.50%	16		1	Y			01/2026		\$30.24
129756	Madurai Centennial	01/30/2017														
Exc Award (06/01/2018)			Active	16	2	0	14.29%	15		0	Y			01/2026		\$5.82
35880	MADURAI CENTRAL	06/12/1978														
Exc Award (06/30/2017, 06/30/2018)			Active	104	12	17	-4.59%	120	12	0	Y		N	01/2026		\$870.55
26490	MADURAI CITY	01/13/1966														
Exc Award (06/30/2018, 06/30/2022, 06/30/2023)			Active	76	6	0	8.57%	71		4	Y			01/2026		\$564.25
48897	MADURAI COSMOS	09/12/1988														
Exc Award (06/30/2016, 06/30/2017, 06/30/2018, 06/30/2022, 06/30/2023)			Active	36	11	0	44.00%	23		1	Y			01/2026		\$5.82
106572	MADURAI DUKE	09/10/2009														
Exc Award (06/30/2017)			Active	28	5	0	21.74%	25		0	Y			01/2026		\$5.82
53988	MADURAI EAST	01/18/1993														
Exc Award (06/30/2016, 06/30/2017)			Active(1)	15	1	2	-6.25%	16	6	1	Y			10/2025		
55260	MADURAI ECHO	01/28/1994														
Exc Award (06/30/2018, 06/30/2023)			Active	45	5	0	12.50%	43		0	Y			01/2026		\$116.38
84636	MADURAI ELITE	01/03/2005														
Exc Award (06/30/2016, 06/30/2017)																



Club Health Assessment for DISTRICT 3242 B through January 2026

			Status	Membership						Reports				Finance	LCIF	
Club Number	Club Name	Charter Date	Times in Status Quo in Past 2 Years	Current Member Count **	YTD Members Added	YTD Members Dropped	YTD Net Growth% ***	Member Count 1 Year Ago	Dropped Members Avg.Length of Service	Months Since Membership Update	Current Officers Reported ****	Current President Repeated Term	VP Reported *****	Last Date Reported Service (mm/yyyy)	Account Balance	YTD Donations
126878	Madurai Friends	03/11/2016	Active	12	1	0	9.09%	16		6	Y	2		08/2025		\$5.82
	Exc Award (06/30/2020, 06/30/2021, 06/30/2022)															
55775	MADURAI GEM	05/31/1994	Active	34	1	0	3.03%	35		5	Y			01/2026		\$339.82
	Exc Award (06/30/2017, 06/30/2018, 06/30/2023)															
101805	MADURAI GOLDEN JUBILEE	05/14/2008	Active	32	2	1	3.23%	31	17	3	Y		N	01/2026		\$5.82
	Exc Award (06/30/2022, 06/30/2023)															
123579	Madurai Green City	11/10/2014	Cancelled(8*)	0	23	23	0.00%	0	10	0	N	None		10/2025	90+ Days	
	Exc Award (06/30/2016, 06/30/2018)															
109544	MADURAI HAPPY	10/26/2010	Active	15	2	0	15.38%	13		6	Y			07/2025		\$11.64
	Exc Award (06/30/2017)															
26489	MADURAI HOST	04/28/1958	Active	48	3	2	2.13%	48	23	0	Y			01/2026		\$889.55
	Exc Award (06/30/2016, 06/30/2017, 06/30/2022)															
104934	MADURAI JEYAM	03/06/2009	Active	9	2	0	28.57%	7		3	Y	2		08/2025		
	Exc Award (06/30/2016)															
56516	MADURAI K K NAGAR	02/06/1995	Active	44	17	0	62.96%	27		1	Y			01/2026	90+ Days	
	Exc Award (06/30/2017)															
143686	Madurai Kurinji Malar	12/03/2020	Active	16	2	0	14.29%	17		1	Y		N	07/2025		\$5.24
	Exc Award (06/30/2022)															
49424	MADURAI KURUNJI	04/30/1989	Active	15	1	0	7.14%	14		6	Y			07/2025		\$5.82
	Exc Award (06/30/2017, 06/30/2018)															
132088	Madurai Magudam	07/04/2017	Active	10	2	0	25.00%	10		1	Y			10/2025		\$5.82
51102	MADURAI MAJESTIC	12/04/1990	Active	16	1	0	6.67%	15		5	Y		R	09/2025	90+ Days	
	Exc Award (06/30/2016)															
42723	MADURAI MALLIGAI	05/26/1983	Active	19	1	0	5.56%	22		6	Y	2	R	01/2026		\$5.82
	Exc Award (06/30/2017, 06/30/2022)															
55033	MADURAI MANNAR	11/05/1993	Active	36	7	0	24.14%	34		3	Y			01/2026	90+ Days	\$636.86
	Exc Award (06/30/2023)															
155323	Madurai Mannin Maintharkal	08/04/2023	Active	14	1	0	7.69%	14		3	Y			10/2025		\$5.24
122982	Madurai Melvin	08/21/2014	Active	13	7	1	85.71%	7	0	1	Y		N	10/2025	90+ Days	\$12.02
45968	MADURAI METRO	03/19/1986	Active	24	6	0	33.33%	20		1	Y	2	R	01/2026		\$1,121.41
	Exc Award (06/30/2017, 06/30/2022)															



Club Health Assessment for DISTRICT 3242 B through January 2026

			Status	Membership						Reports				Finance	LCIF	
Club Number	Club Name	Charter Date	Times in Status Quo in Past 2 Years	Current Member Count **	YTD Members Added	YTD Members Dropped	YTD Net Growth% ***	Member Count 1 Year Ago	Dropped Members Avg.Length of Service	Months Since Membership Update	Current Officers Reported ****	Current President Repeated Term	VP Reported *****	Last Date Reported Service (mm/yyyy)	Account Balance	YTD Donations
54421	MADURAI NAVJEEVAN	05/03/1993	Active	25	5	0	25.00%	23		3	Y		N	01/2026		\$5.82
	Exc Award (06/30/2016, 06/30/2017, 06/30/2021)															
50233	MADURAI NORTH	02/22/1990	Active	21	1	0	5.00%	20		6	Y		R	07/2025		\$5.00
	Exc Award (06/30/2017)															
42621	MADURAI PALACE	04/07/1983	Active	36	19	0	111.76%	20		0	Y			01/2026	90+ Days	\$5.24
	Exc Award (06/30/2016, 06/30/2017, 06/30/2018)															
41767	MADURAI PANDYAN	07/27/1982	Active	26	2	1	4.00%	25	13	5	Y			01/2026		\$5.82
	Exc Award (06/30/2017, 06/30/2023)															
146150	Madurai Park Town	06/03/2021	Cancelled(6*)	0	0	0	0.00%	4		6	N	None		11/2023		
131414	Madurai Penny Cuick	06/17/2017	Active	39	8	4	11.43%	32	3	1	Y			01/2026		\$5.82
	Exc Award (06/30/2023, 06/30/2024)															
147367	Madurai Phoenix	07/05/2021	Active	60	15	3	25.00%	47	1	0	Y		R	01/2026		\$126.41
	Exc Award (06/30/2022, 06/30/2023)															
123594	Madurai Royal Emperors	11/11/2014	Active	17	1	0	6.25%	21		3	Y		N	01/2026		\$5.00
	Exc Award (06/30/2017, 06/30/2021, 06/30/2024)															
151284	Madurai Royal Kings	06/19/2022	Active	12	1	0	9.09%	11		6	Y			07/2025		\$5.00
118883	MADURAI SANGAMAM	03/06/2013	Active(1)	17	2	0	13.33%	14		5	Y		N	09/2025		\$5.82
	Exc Award (06/30/2017)															
139901	Madurai Senthamil	09/23/2019	Active	17	6	0	54.55%	12		5	Y	2	N	01/2026		\$121.39
	Exc Award (06/30/2021)															
56282	MADURAI SEVEN HILLS	11/28/1994	Active	50	9	0	21.95%	48		1	Y		N	01/2026	90+ Days	\$10.01
	Exc Award (06/30/2017)															
147467	Madurai Smart City	07/06/2021	Active	12	5	0	71.43%	7		3	Y		N	11/2025	90+ Days	
143882	Madurai Subramaniapuram	12/28/2020	Status Quo(2)	12	3	0	33.33%	11		0	Y			01/2026	90+ Days	\$5.00
106401	MADURAI SUCCESS	08/26/2009	Active(1)	22	2	3	-4.35%	24	9	2	Y			07/2025		\$5.00
	Exc Award (06/30/2017, 06/30/2021)															
106343	MADURAI SUN	08/24/2009	Active(1)	21	5	1	23.53%	17	8	5	Y	2		10/2025		\$5.82
	Exc Award (06/30/2017)															
67125	MADURAI THAMIL	01/28/2003	Active(1)	17	5	0	41.67%	12		2	Y			01/2026	90+ Days	\$587.76
	Exc Award (06/30/2017, 06/30/2018)															



Club Health Assessment for DISTRICT 3242 B through January 2026

			Status	Membership						Reports				Finance	LCIF	
Club Number	Club Name	Charter Date	Times in Status Quo in Past 2 Years	Current Member Count **	YTD Members Added	YTD Members Dropped	YTD Net Growth% ***	Member Count 1 Year Ago	Dropped Members Avg.Length of Service	Months Since Membership Update	Current Officers Reported ****	Current President Repeated Term	VP Reported *****	Last Date Reported Service (mm/yyyy)	Account Balance	YTD Donations
147802	Madurai The Honest	08/24/2021	Active	26	6	0	30.00%	20		3	Y			08/2025		\$900.38
59052	MADURAI THENDRAL	01/27/1997	Active	89	21	0	30.88%	70		0	Y			01/2026		\$7,706.46
	Exc Award (06/30/2018, 06/30/2022, 06/30/2023)															
125379	Madurai Thirunagar Best	09/23/2015	Active	23	7	1	35.29%	17	2	4	Y			09/2025	90+ Days	\$121.39
	Exc Award (06/30/2017)															
41090	MADURAI VAIGAI	03/08/1982	Active	54	13	1	28.57%	46	9	0	Y		N	01/2026		\$1,097.26
	Exc Award (06/30/2016, 06/30/2017, 06/30/2019, 06/30/2021, 06/30/2022)															
63616	MADURAI VAIGAI VADAKARAI	10/09/2000	Active(1)	11	0	0	0.00%	16		7	Y			08/2025		\$15.83
	Exc Award (06/30/2016, 06/30/2017)															
52836	MADURAI VANTAGE	04/01/1992	Active	35	7	0	25.00%	28		0	Y			01/2026	90+ Days	\$679.14
	Exc Award (06/30/2016, 06/30/2018, 06/30/2022, 06/30/2023)															
65227	MADURAI VICTORY	04/15/2002	Active	24	3	0	14.29%	21		3	Y			11/2025		\$5.00
	Exc Award (06/30/2016, 06/30/2017)															
124235	Madurai Villapuram Pudhu Nagar	03/02/2015	Active	23	5	0	27.78%	19		3	Y	2		09/2025		\$5.00
	Exc Award (06/30/2017, 06/30/2018)															
151143	Madurai Vivegam	06/17/2022	Active	45	6	1	12.50%	37	1	1	Y			01/2026		\$15.01
	Exc Award (06/30/2024)															
64186	MANAMADURAI VAIRAM	04/18/2001	Active	45	2	0	4.65%	47		1	Y			01/2026	90+ Days	\$496.98
	Exc Award (06/30/2017, 06/30/2023)															
118967	MARAVAMANGALAM	03/22/2013	Active	22	5	4	4.76%	21	6	1	Y			08/2025		\$209.47
	Exc Award (06/30/2017, 06/30/2018, 06/30/2023)															
122992	Melur Dynamic	08/22/2014	Active	19	6	0	46.15%	18		3	Y			10/2025		\$5.82
55104	MELUR SUPREME	12/07/1993	Active	256	55	6	23.67%	223	3	0	Y			01/2026		\$110.22
	Exc Award (06/30/2017, 06/30/2018, 06/30/2021)															
101614	NAGAMALAI PUDUKOTTAI	03/27/2008	Active(1)	21	1	0	5.00%	20		6	Y	2		10/2025		\$5.82
	Exc Award (06/30/2017)															
147365	Natham City	07/05/2021	Active	42	5	0	13.51%	37		0	Y			01/2026		\$5.24
49144	NEIKARAPATTI	01/09/1989	Active	110	51	0	86.44%	61		1	Y			01/2026	90+ Days	\$5.00
	Exc Award (06/30/2018)															



Club Health Assessment for DISTRICT 3242 B through January 2026

			Status	Membership						Reports				Finance	LCIF	
Club Number	Club Name	Charter Date	Times in Status Quo in Past 2 Years	Current Member Count **	YTD Members Added	YTD Members Dropped	YTD Net Growth% ***	Member Count 1 Year Ago	Dropped Members Avg.Length of Service	Months Since Membership Update	Current Officers Reported ****	Current President Repeated Term	VP Reported *****	Last Date Reported Service (mm/yyyy)	Account Balance	YTD Donations
60373	NILAKKOTTAI FLOWER CITY	02/16/1998	Active	18	1	1	0.00%	18	3	3	Y			01/2026		\$1,006.75
124296	Nilakkottai Malligai	03/09/2015	Active	13	6	1	62.50%	8	0	4	Y	2		10/2025		\$5.82
26494	ODDANCHATRAM	12/21/1971	Active	25	1	0	4.17%	27		6	Y		R	09/2025		\$5.82
Exc Award (06/30/2022)																
26495	PALANI	06/20/1964	Active	44	12	4	22.22%	32	11	1	Y			01/2026	90+ Days	\$953.56
Exc Award (06/30/2016, 06/30/2017, 06/30/2018, 06/30/2022)																
140952	Palani Doctor Piramanayagam	02/24/2020	Active	66	18	4	26.92%	52	16	0	Y	2		01/2026	90+ Days	\$1,890.72
110131	PALANI GOLDEN TEMPLE CITY	01/27/2011	Active	35	9	0	34.62%	26		3	Y			07/2025	90+ Days	\$5.82
Exc Award (06/30/2016)																
132504	Palani Good Lions	09/27/2017	Active	17	1	0	6.25%	16		6	Y			08/2025		
108154	PALANI MALAIKOIL	04/21/2010	Active	35	2	2	0.00%	42	5	3	Y		N	01/2026		
Exc Award (06/30/2017)																
65028	PALANI ROYAL CITY	02/27/2002	Active	24	6	0	33.33%	19		0	Y			01/2026		\$111.15
147312	Palani Sigaram	07/04/2021	Active(1)	21	7	7	0.00%	21	4	3	Y	3		08/2025		\$5.82
139219	Palani Thanga Ratham	07/24/2019	Active	45	9	5	9.76%	40	4	0	Y		R	01/2026	90+ Days	\$5.00
Exc Award (06/30/2022)																
151243	Palani Town	06/17/2022	Active	25	1	0	4.17%	26		4	Y			01/2026		\$5.82
65015	PALLATHUR	02/27/2002	Active	19	1	3	-9.52%	21	14	1	Y			07/2025		\$10.01
Exc Award (06/30/2017)																
100259	PATTIVEERANPATTI PLANTATION CITY	09/20/2007	Active	33	1	0	3.13%	32		6	Y			01/2026		
Exc Award (06/30/2017)																
52145	PERIYAKULAM MANGO CITY	11/07/1991	Active	44	20	1	76.00%	48	29	0	Y			01/2026		\$117.46
Exc Award (06/30/2016, 06/30/2022, 06/30/2023)																
138559	Periyakulam Royal	06/20/2019	Active	28	1	0	3.70%	29		0	Y			09/2025		\$11.64
39653	SHOLVANDAN	03/26/1981	Active	39	3	4	-2.50%	44	3	1	Y			01/2026		\$5.81
Exc Award (06/30/2017, 06/30/2018, 06/30/2022, 06/30/2023)																
101779	SINGAMPUNARI SEVUGA	05/14/2008	Active	29	2	0	7.41%	25		6	Y		N	08/2025		\$5.00
Exc Award (06/30/2016, 06/30/2017, 06/30/2023)																
26503	SIVAGANGA	09/08/1971	Active	58	7	1	11.54%	47	1	1	Y			01/2026	90+ Days	\$5.00



Club Health Assessment for DISTRICT 3242 B through January 2026

			Status	Membership						Reports				Finance	LCIF	
Club Number	Club Name	Charter Date	Times in Status Quo in Past 2 Years	Current Member Count **	YTD Members Added	YTD Members Dropped	YTD Net Growth% ***	Member Count 1 Year Ago	Dropped Members Avg.Length of Service	Months Since Membership Update	Current Officers Reported ****	Current President Repeated Term	VP Reported *****	Last Date Reported Service (mm/yyyy)	Account Balance	YTD Donations
Exc Award (06/30/2017, 06/30/2023)			Active(1)	38	7	7	0.00%	32	2	1	Y			10/2025		\$5.82
65219	SIVAGANGAI COSMOS	04/15/2002														
Exc Award (06/30/2017, 06/30/2018, 06/30/2023)			Active	28	3	2	3.70%	33	11	1	Y			01/2026		\$5.82
111099	SIVAGANGAI SUPREME	06/16/2011														
Exc Award (06/30/2016, 06/30/2017, 06/30/2018, 06/30/2023)			Active	38	6	1	15.15%	33	2	3	Y		N	01/2026		\$105.91
154699	Theni Bharat	06/16/2023														
			Active	36	6	6	0.00%	36	4	2	Y			01/2026		\$11.64
123994	Theni Honey	01/23/2015														
Exc Award (06/30/2016, 06/30/2017, 06/30/2022, 06/30/2023)			Active	27	1	14	-32.50%	47	4	0	N	None		01/2026		\$11.64
78099	THENI MULLAI	01/22/2004														
Exc Award (06/30/2017, 06/30/2022, 06/30/2023)			Active	152	34	0	28.81%	118		0	Y			12/2025		\$1,175.52
123996	Theni Royal	01/23/2015														
Exc Award (06/30/2017, 06/30/2022)			Active	47	2	0	4.44%	54		0	Y			01/2026		\$5.82
125850	Theni Silver Jubilee	10/19/2015														
Exc Award (06/30/2017, 06/30/2022)			Active	34	5	0	17.24%	34		0	Y			01/2026		\$4,492.58
104460	THENI THENDRAL	01/19/2009														
Exc Award (06/30/2017, 06/30/2018, 06/30/2022, 06/30/2023)			Active	140	22	1	17.65%	135	5	0	Y		N	01/2026		\$1,018.39
56285	THENI VAIGAI	11/28/1994														
Exc Award (06/30/2017, 06/30/2018, 06/30/2022, 06/30/2023)			Active(1)	38	5	0	15.15%	38		4	Y			01/2026		\$69.83
147483	Thevaram	08/23/2021														
			Active	35	5	0	16.67%	32		0	Y			01/2026		\$115.22
151453	Thevaram Imayam	06/22/2022														
Exc Award (06/30/2023)			Active	28	1	0	3.70%	33		6	Y	2	R	10/2025		\$105.09
54174	THIRUMANGALAM CITY	03/01/1993														
Exc Award (06/30/2017, 06/30/2023)			Active	20	1	0	5.26%	19		6	Y			10/2023		\$5.82
155377	Thirumangalam Galaxy	07/28/2023														
			Active	19	10	12	-9.52%	25	3	1	Y		N	08/2025		\$5.00
143264	Thirumangalam Jayam	10/16/2020														
			Active(1)	19	1	5	-17.39%	22	3	1	Y			07/2025		
129270	Thirumangalam Rose	11/14/2016														
			Active	36	2	0	5.88%	33		2	Y	2		12/2025		\$100.09
125383	Thirumangalam Supreme	09/10/2015														
			Active(1)	26	5	0	23.81%	21		2	Y			07/2025	90+ Days	\$5.82
143877	Thirumangalam Thendral	12/30/2020														



Club Health Assessment for DISTRICT 3242 B through January 2026

			Status		Membership					Reports				Finance		LCIF			
Club Number	Club Name	Charter Date	Times in Status Quo in Past 2 Years	Current Member Count **	YTD Members Added	YTD Members Dropped	YTD Net Growth% ***	Member Count 1 Year Ago	Dropped Members Avg.Length of Service	Months Since Membership Update	Current Officers Reported ****	Current President Repeated Term	VP Reported *****	Last Date Reported Service (mm/yyyy)	Account Balance	YTD Donations			
108424	TIRUMANGALAM AANDANDAM Exc Award (06/30/2016, 06/30/2019, 06/30/2022)	05/21/2010	Active(1)	51	5	1	8.51%	34	2	2	Y			09/2025		\$5.00			
50083	TIRUNAGAR TOWN Exc Award (06/30/2017, 06/30/2019, 06/30/2020, 06/30/2022, 06/30/2023)	12/30/1989	Active	44	10	3	18.92%	41	15	0	Y		N	01/2026		\$367.78			
46675	TIRUPATTUR ARUMUGANAGAR Exc Award (06/30/2016, 06/30/2017, 06/30/2018, 06/30/2023)	11/03/1986	Active	61	13	0	27.08%	56		0	Y			01/2026	90+ Days	\$5.00			
50912	USILAMPATTI CITY Exc Award (06/30/2017)	08/13/1990	Active	36	1	4	-7.69%	36	22	1	Y		R	11/2025		\$5.82			
55379	VADIPATTY TOWN Exc Award (06/30/2016, 06/30/2018, 06/30/2021, 06/30/2023)	03/02/1994	Active	30	2	0	7.14%	33		1	Y			07/2025		\$5.82			
39380	VEDASANDUR Exc Award (06/30/2023)	01/26/1981	Active	29	4	0	16.00%	29		1	Y			01/2026		\$5.82			
Current Total Clubs Count	YTD New Clubs Count	YTD Cancelled Clubs Count	YTD Net Club Gain	Current Total Members Count	YTD Add	YTD Drop	YTD Net Growth %	Member Count 12 Months Ago	Average Member Count Per Club	% of Clubs with less than 20 members	% No Officer Report in 12 Months	% of Clubs with balance 90+ days	Number of Clubs in Status Quo	% Status Quo Clubs in Financial Suspension	Number of Cancelled Clubs	Average Cancelled Club Age	Members Lost Due to Cancellation	% of Clubs Cancelled for Non-Financial Reasons	
199	17	2	15	7,138	1,762	315	1,447	25.43%	5,934	36	26%	1%	24%	3	100%	2	8	23	50%

* - P - Priority Club. Cancellation Reasons: 1-Objectives/conduct, 2-Non-active club, 5-Non-existing club, 6-Disbanding, 7-Merger, 8-Financial Suspension, 9-District/Multiple District Dues.

** Red denotes below 15 active members.

*** Red denotes 20% + loss.

**** Y - all 3 (President, Secretary, Treasurer) club officers reported, N - not all 3 reported.

***** Abbreviation: N-New, IP-Immediate Past, R-Repeat.



Club Health Assessment for DISTRICT 3242 C through January 2026

			Status	Membership						Reports				Finance	LCIF	
Club Number	Club Name	Charter Date	Times in Status Quo in Past 2 Years	Current Member Count **	YTD Members Added	YTD Members Dropped	YTD Net Growth% ***	Member Count 1 Year Ago	Dropped Members Avg.Length of Service	Months Since Membership Update	Current Officers Reported ****	Current President Repeated Term	VP Reported *****	Last Date Reported Service (mm/yyyy)	Account Balance	YTD Donations
Clubs less than two years old																
173163	Chinnavedampatti Industrial Estate	07/23/2024	Active	15	0	0	0.00%	20		8	Y		N	07/2025		
172763	Coimbatore Almighty	07/15/2024	Active	23	0	0	0.00%	23		5	Y			11/2025		\$497.15
172915	Coimbatore Anbu	07/11/2024	Active	31	3	1	6.90%	28	0	2	Y		N	09/2025		\$1,383.35
175556	Coimbatore Creator	07/28/2024	Active(1)	22	9	1	57.14%	21	0	2	Y		N	10/2025		\$42.00
174175	Coimbatore Entrepreneurs	07/12/2024	Active	28	8	1	33.33%	22	1	1	Y		N	12/2025		\$164.83
157776	Coimbatore Great Legends	04/18/2024	Active	22	0	0	0.00%	21		7	Y			09/2025		\$66.00
172746	Coimbatore Mahizhchi	07/17/2024	Active	49	1	0	2.08%	53		0	Y	2	R	10/2025		\$101.83
172197	Coimbatore Pearls	06/26/2024	Active	20	2	5	-13.04%	22	2	0	Y			10/2025		\$35.94
191586	Coimbatore Rajam	01/26/2026	Newly Chartered	21	21	0	100.00%	0		0	Y					
183300	Coimbatore Ramnagar Royals	07/25/2025	Active	20	20	0	100.00%	0		2	N			11/2025		
181107	Coimbatore Singai City	03/10/2025	Active	22	3	0	15.79%	0		6	Y	2	N	11/2025		\$57.00
185330	Coimbatore Titans	07/25/2025	Active(1)	20	20	0	100.00%	0		6	Y		N	09/2025		
176078	Coimbatore Vanam	07/26/2024	Active	22	1	0	4.76%	20		0	Y	2		07/2025		
183272	Coimbatore Warriors	07/25/2025	Active	20	20	0	100.00%	0		6	Y		N	01/2026		
187817	Gudalur	08/18/2025	Active	23	23	0	100.00%	0		2	Y					
189792	Gudalur Western Ghats	09/03/2025	Active	20	20	0	100.00%	0		4	Y		N	10/2025	90+ Days	
176079	Muthugoundanpudur	08/05/2024	Active	20	0	0	0.00%	20		17	N	None		07/2025		
171740	Palladam Texcity	05/30/2024	Active	48	2	4	-4.00%	47	2	0	Y	2		10/2025		
191774	Pollachi Green Earth	12/31/2025	Newly Chartered	20	20	0	100.00%	0		1	Y					
186231	Sulur Grand City	07/25/2025	Active	20	20	0	100.00%	0		6	Y		N	10/2025		
173392	Tirupur Area	07/26/2024	Active	16	2	0	14.29%	22		5	Y			07/2025		
178384	Tirupur Young Anchor	09/17/2024	Active	13	0	7	-35.00%	20	1	2	Y			01/2026		
157236	Udumalpet New Royals	05/30/2024	Active	31	0	9	-22.50%	25	1	4	Y		N	01/2026		
Exc Award (06/30/2024)																
Clubs more than two years old																




Club Health Assessment for DISTRICT 3242 C through January 2026

			Status	Membership						Reports				Finance	LCIF	
Club Number	Club Name	Charter Date	Times in Status Quo in Past 2 Years	Current Member Count **	YTD Members Added	YTD Members Dropped	YTD Net Growth% ***	Member Count 1 Year Ago	Dropped Members Avg.Length of Service	Months Since Membership Update	Current Officers Reported ****	Current President Repeated Term	VP Reported *****	Last Date Reported Service (mm/yyyy)	Account Balance	YTD Donations
43824	ANAIMALAI	04/04/1984	Active	17	0	0	0.00%	16		7	Y	5	R	11/2025		
	Exc Award (06/30/2017, 06/30/2019)															
26472	COIMBATORE	04/17/1958	Active	73	6	1	7.35%	73	23	3	Y		N	01/2026		\$119.80
	Exc Award (06/30/2022, 06/30/2023)															
103376	COIMBATORE AXIOM	09/10/2008	Active	10	0	0	0.00%	10		12	Y	3	N	08/2024		
	Exc Award (06/30/2017, 06/30/2018)															
137382	Coimbatore Aakash	05/27/2019	Active	99	5	3	2.06%	77	3	0	Y		N	01/2026		\$1,195.93
	Exc Award (06/30/2022, 06/30/2024)															
131753	Coimbatore Agnee	07/04/2017	Active	26	0	0	0.00%	30		7	Y		N	09/2025		\$78.00
	Exc Award (06/30/2018, 06/30/2019, 06/30/2020, 06/30/2022, 06/30/2023)															
154069	Coimbatore Akshayam	03/31/2023	Active	21	4	5	-4.55%	25	3	0	Y		N	01/2026		\$1,066.00
154070	Coimbatore Ananda Akilam	04/11/2023	Active	22	0	0	0.00%	30		7	Y		N	09/2025		
155160	Coimbatore Anandham	07/14/2023	Active	28	7	4	12.00%	25	2	0	Y		R	01/2026	90+ Days	
117679	COIMBATORE BLUESKY	08/21/2012	Active(1)	12	0	0	0.00%	12		31	N	None		09/2025	90+ Days	
	Exc Award (06/30/2018)															
110420	COIMBATORE BRAVE QUEENS	02/23/2011	Active	5	0	0	0.00%	7		8	Y		R	08/2025		
	Exc Award (06/30/2018)															
40289	COIMBATORE CENTRAL	07/28/1981	Active	32	1	0	3.23%	39		6	Y		N	01/2026		
	Exc Award (06/30/2017, 06/30/2018, 06/30/2023)															
156308	Coimbatore Challengers	09/30/2023	Active	15	0	3	-16.67%	18	2	1	Y		N	10/2025		\$29.95
120578	Coimbatore City Central	10/22/2013	Active	34	0	1	-2.86%	36	12	4	Y		N	10/2025		
	Exc Award (06/30/2017, 06/30/2019, 06/30/2022)															
142086	Coimbatore Consultants	07/08/2020	Active	20	5	0	33.33%	19		3	Y		N	08/2025		\$45.00
	Exc Award (06/30/2022)															
41942	COIMBATORE COSMOS	10/11/1982	Active(1)	20	0	0	0.00%	20		18	N	None		10/2025		
	Exc Award (06/30/2017, 06/30/2019)															
50270	COIMBATORE COTTON CITY	03/05/1990	Active	26	0	3	-10.34%	26	7	2	Y	3	R	10/2025		\$87.00
	Exc Award (06/30/2017)															
152653	Coimbatore Crypto	02/14/2023	Active	33	13	7	22.22%	29	2	1	Y		N	10/2025		\$100.09
60015	COIMBATORE GALAXY	10/09/1997	Active	49	11	5	13.95%	45	14	3	Y		R	08/2025		



Club Health Assessment for DISTRICT 3242 C through January 2026

			Status	Membership						Reports				Finance	LCIF	
Club Number	Club Name	Charter Date	Times in Status Quo in Past 2 Years	Current Member Count **	YTD Members Added	YTD Members Dropped	YTD Net Growth% ***	Member Count 1 Year Ago	Dropped Members Avg.Length of Service	Months Since Membership Update	Current Officers Reported ****	Current President Repeated Term	VP Reported *****	Last Date Reported Service (mm/yyyy)	Account Balance	YTD Donations
Exc Award (06/30/2018, 06/30/2019)			Active	43	0	3	-6.52%	40	12	4	Y		R	10/2025		
44328	COIMBATORE GANAPATHY	10/19/1984														
Exc Award (06/30/2017, 06/30/2018, 06/30/2019, 06/30/2024)			Active	26	3	1	8.33%	27	10	4	Y	2	N	10/2025		\$1,053.91
104674	COIMBATORE GANAPATHY TOWN	02/10/2009														
Exc Award (06/30/2018)			Active	38	0	0	0.00%	43		0	Y		N	01/2026		
55528	COIMBATORE GOLDEN CITY	04/07/1994														
Exc Award (06/30/2017, 06/30/2018, 06/30/2019)			Active	44	7	0	18.92%	39		3	Y		N	12/2025		\$1,363.29
106616	COIMBATORE GREEN	09/16/2009														
Coimbatore Happy Home			Active	24	0	7	-22.58%	22	2	2	Y	2	N	11/2025		
151740		07/13/2022														
Exc Award (06/30/2025)			Active	32	0	5	-13.51%	35	6	1	Y		R	10/2025		
52264	COIMBATORE HOPE	12/13/1991														
Exc Award (06/30/2017, 06/30/2018, 06/30/2019, 06/30/2020, 06/30/2023)			Active	49	0	3	-5.77%	39	8	1	Y		R	12/2025		
120512	Coimbatore Imayam	10/10/2013														
Exc Award (06/30/2018, 06/30/2024)			Active	40	0	0	0.00%	37		7	Y		R	07/2024		
42125	COIMBATORE INDUS ESTATE	12/20/1982														
Exc Award (06/30/2017, 06/30/2018, 06/30/2022, 06/30/2024, 06/30/2025)			Active	21	1	0	5.00%	18		1	Y	3	R	09/2025		\$60.00
119555	Coimbatore Industrial City	06/07/2013														
Exc Award (06/30/2017, 06/30/2018, 06/30/2022)			Active	67	12	1	19.64%	59	9	1	Y		N	01/2026		\$1,000.00
151741	Coimbatore Integrity	07/11/2022														
COIMBATORE K R PURAM			Active	25	4	0	19.05%	28		1	Y		N	09/2025		
55718		05/17/1994														
Exc Award (06/30/2018, 06/30/2019, 06/30/2022)			Cancelled(8*)	0	0	19	-100.00%	19	3	1	N	None		10/2025	90+ Days	
152654	Coimbatore Kalanchiyam	01/25/2023														
Coimbatore Kovai Smart City			Active	22	0	0	0.00%	22		9	Y	3	R	08/2025		
141018		02/25/2020														
Exc Award (06/30/2021)			Active	42	0	4	-8.70%	41	8	1	Y		N	10/2025		
106700	COIMBATORE KURINJI	10/02/2009														
Exc Award (06/30/2021, 06/30/2022)			Active	28	4	1	12.00%	30	3	0	Y		N	01/2026		\$50.05
109301	COIMBATORE MARUDAMALA	09/23/2010														
Exc Award (06/30/2017, 06/30/2022)			Active	20	4	0	25.00%	21		2	Y		N	01/2026		
147034	Coimbatore Merit	07/06/2021														



Club Health Assessment for DISTRICT 3242 C through January 2026

			Status	Membership						Reports				Finance	LCIF	
Club Number	Club Name	Charter Date	Times in Status Quo in Past 2 Years	Current Member Count **	YTD Members Added	YTD Members Dropped	YTD Net Growth% ***	Member Count 1 Year Ago	Dropped Members Avg.Length of Service	Months Since Membership Update	Current Officers Reported ****	Current President Repeated Term	VP Reported *****	Last Date Reported Service (mm/yyyy)	Account Balance	YTD Donations
60955	COIMBATORE MID TOWN	06/26/1998	Active	12	0	1	-7.69%	8	9	4	Y	4		08/2024		
	Exc Award (06/30/2018, 06/30/2019)															
106566	COIMBATORE NEHRU NAGAR	09/10/2009	Active	77	5	2	4.05%	101	0	2	Y		N	01/2026		\$290.31
	Exc Award (06/30/2018, 06/30/2019, 06/30/2022)															
78050	COIMBATORE NOBLE HEARTS	02/25/2004	Active	37	0	0	0.00%	36		7	Y		N	10/2025		
	Exc Award (06/30/2017, 06/30/2018, 06/30/2019, 06/30/2023)															
52266	COIMBATORE ONDIPUDUR	12/13/1991	Active	34	0	0	0.00%	27		7	Y		R	09/2024		
	Exc Award (06/30/2019)															
55531	COIMBATORE ORION	04/04/1994	Active	32	0	2	-5.88%	34	14	2	Y			09/2025		\$102.00
	Exc Award (06/30/2023)															
141990	Coimbatore Patteeswara	07/07/2020	Active	19	0	6	-24.00%	36	1	4	Y			10/2025		
	Exc Award (06/30/2022, 06/30/2023)															
125684	Coimbatore Peelamedu Kings	08/24/2015	Active	20	1	0	5.26%	24		6	Y			01/2026		\$1,101.82
	Exc Award (06/30/2017, 06/30/2018, 06/30/2022)															
151187	Coimbatore PSGR Krishnammal College for	06/22/2022	Active	6	0	0	0.00%	6		8	Y			12/2025		
30085	COIMBATORE RAMNAGAR	12/30/1974	Active	21	0	4	-16.00%	30	2	2	Y	2		07/2025		
	Exc Award (06/30/2017, 06/30/2019, 06/30/2022)															
106581	COIMBATORE RANGANATHAN	09/10/2009	Active	35	0	0	0.00%	25		7	Y			10/2025		\$105.00
	Exc Award (06/30/2019)															
148810	Coimbatore Real Value	11/15/2021	Active	41	8	0	24.24%	32		0	Y		N	01/2026		\$2,212.81
	Exc Award (06/30/2022, 06/30/2023)															
147841	Coimbatore Royal	09/16/2021	Active	19	2	3	-5.00%	20	4	4	Y		N	10/2025	90+ Days	
	Exc Award (06/30/2022)															
57537	COIMBATORE SAVERIARPALAYAM	11/10/1995	Active	53	0	2	-3.64%	53	8	5	Y	2	R	11/2025		
	Exc Award (06/30/2023)															
152904	Coimbatore Sharks	03/17/2023	Active	16	0	0	0.00%	16		19	N	None		09/2025		
116840	COIMBATORE SIDCO INDUSTRIAL ESTATE	05/15/2012	Active	68	15	0	28.30%	67		1	Y		R	01/2026		
	Exc Award (06/30/2018, 06/30/2019, 06/30/2021, 06/30/2022)															



Club Health Assessment for DISTRICT 3242 C through January 2026

			Status	Membership					Reports					Finance		LCIF
Club Number	Club Name	Charter Date	Times in Status Quo in Past 2 Years	Current Member Count **	YTD Members Added	YTD Members Dropped	YTD Net Growth% ***	Member Count 1 Year Ago	Dropped Members Avg.Length of Service	Months Since Membership Update	Current Officers Reported ****	Current President Repeated Term	VP Reported *****	Last Date Reported Service (mm/yyyy)	Account Balance	YTD Donations
131938	Coimbatore Sigaram	07/04/2017	Active	27	10	0	58.82%	21		5	Y		N	11/2025		
	Exc Award (06/30/2018)															
44332	COIMBATORE SINGANALLUR	10/22/1984	Active	24	0	4	-14.29%	32	8	3	Y		N	12/2025		
	Exc Award (06/30/2017, 06/30/2019)															
53679	COIMBATORE SPIN CITY	09/14/1992	Active	36	0	1	-2.70%	30	21	4	Y		N	09/2025		
	Exc Award (06/30/2017)															
136750	Coimbatore Stars	11/13/2018	Active	17	0	0	0.00%	15		7	Y		N	10/2025		
	Exc Award (06/30/2023)															
150007	Coimbatore Superior Kings	03/25/2022	Active(1)	22	0	3	-12.00%	29	1	0	Y			12/2025		
53946	COIMBATORE SUPREME	12/29/1992	Active	53	1	0	1.92%	58		1	Y			01/2026		\$439.65
	Exc Award (06/30/2018, 06/30/2019, 06/30/2022, 06/30/2023)															
103664	COIMBATORE TIDELL CITY	09/18/2008	Active	63	0	6	-8.70%	67	9	0	Y		N	01/2026		
	Exc Award (06/30/2017, 06/30/2018, 06/30/2019, 06/30/2021, 06/30/2022, 06/30/2023)															
152883	Coimbatore Top City	03/06/2023	Active	15	0	0	0.00%	17		7	Y	2		09/2025		
148136	Coimbatore Udhayam	10/07/2021	Active(2)	13	0	2	-13.33%	16	15	2	Y	2	N	09/2025		
110126	KOLUMAM	01/14/2011	Active	16	0	0	0.00%	18		8	Y		N	07/2025		
	Exc Award (06/30/2018, 06/30/2022)															
42898	KOTAGIRI	06/14/1983	Active	41	1	0	2.50%	40		0	Y		N	01/2026		
	Exc Award (06/30/2019)															
103666	KURICHI INDUSTRIAL ESTATE	09/18/2008	Active	137	15	1	11.38%	204	19	1	Y		N	12/2025		\$5,050.31
	Exc Award (06/30/2017, 06/30/2018, 06/30/2019, 06/30/2021, 06/30/2022, 06/30/2023)															
48696	MADATHUKULAM	06/01/1988	Active	68	2	0	3.03%	71		1	Y		N	09/2025		
	Exc Award (06/30/2017, 06/30/2019, 06/30/2023)															
26474	NILGIRIS	01/12/1960	Active	34	1	6	-12.82%	39	17	5	Y		N	10/2025		
	Exc Award (06/30/2018)															
35262	OOTACAMUND	03/03/1978	Active	19	0	2	-9.52%	21	2	5	Y		N	01/2026		\$1,000.00
	Exc Award (06/30/2018, 06/30/2019, 06/30/2020)															
148197	Ootacamund Kings	10/07/2021	Active	26	2	2	0.00%	23	4	0	Y			10/2025		



Club Health Assessment for DISTRICT 3242 C through January 2026

			Status	Membership						Reports				Finance	LCIF	
Club Number	Club Name	Charter Date	Times in Status Quo in Past 2 Years	Current Member Count **	YTD Members Added	YTD Members Dropped	YTD Net Growth% ***	Member Count 1 Year Ago	Dropped Members Avg.Length of Service	Months Since Membership Update	Current Officers Reported ****	Current President Repeated Term	VP Reported *****	Last Date Reported Service (mm/yyyy)	Account Balance	YTD Donations
Exc Award (06/30/2024)																
58352	OOTY CROWN	05/29/1996	Active	11	0	0	0.00%	11		31	N	None		07/2025		
Exc Award (06/30/2018)																
51159	OOTY TOWN	12/28/1990	Active	38	0	0	0.00%	39		7	Y			09/2025		
Exc Award (06/30/2017, 06/30/2018, 06/30/2021)																
43827	PALLADAM	04/24/1984	Active	72	0	3	-4.00%	75	2	2	Y		N	09/2025		
Exc Award (06/30/2017, 06/30/2019, 06/30/2021, 06/30/2022)																
144587	Palladam Friends	01/06/2021	Active	27	0	1	-3.57%	26	1	4	Y	2		10/2025		
Exc Award (06/30/2022)																
26497	POLLACHI	03/14/1965	Active	91	20	0	28.17%	69		1	Y		N	01/2026		\$2,213.00
Exc Award (06/30/2018, 06/30/2019, 06/30/2022)																
138395	Pollachi Agni	05/29/2019	Active	30	1	0	3.45%	39		6	Y			09/2025		
123977	Pollachi Centrall	01/15/2015	Active	39	0	3	-7.14%	41	4	1	Y		N	01/2026		\$2,040.74
Exc Award (06/30/2017, 06/30/2018, 06/30/2021, 06/30/2022, 06/30/2023)																
141678	Pollachi Elite	06/11/2020	Active	28	0	0	0.00%	22		7	Y	2	N	10/2025		
144498	Pollachi Excellence	01/04/2021	Active	18	4	2	12.50%	20	4	5	Y			11/2025		
Exc Award (06/30/2022)																
134992	Pollachi Grand	06/19/2018	Active	17	0	0	0.00%	17		8	Y		N	08/2025		
156394	Pollachi Nature	10/11/2023	Active	22	0	0	0.00%	22		20	N	None		10/2025		
123100	Pollachi Pride	09/10/2014	Active(1)	24	6	0	33.33%	18		4	Y		N	01/2026		
Exc Award (06/30/2017, 06/30/2019, 06/30/2022, 06/30/2023)																
126404	Pollachi Royals	01/13/2016	Active	36	5	0	16.13%	34		1	Y		N	01/2026		\$93.00
Exc Award (06/30/2017)																
123011	Pollachi South	08/26/2014	Active	26	0	0	0.00%	107		7	Y	4		08/2025	90+ Days	
119789	Pollachi Sree Ramu College Campus	06/25/2013	Active	25	0	0	0.00%	215		7	N	2		08/2025	90+ Days	
Exc Award (06/30/2018)																
84566	POLLACHI SUCCESS	12/21/2004	Active	18	0	0	0.00%	21		7	Y	3	R	08/2025		
132084	Pollachi Western Ghats	07/04/2017	Active	57	0	0	0.00%	109		7	Y	4		08/2025		
Exc Award (06/30/2018)																



Club Health Assessment for DISTRICT 3242 C through January 2026

			Status	Membership						Reports				Finance	LCIF	
Club Number	Club Name	Charter Date	Times in Status Quo in Past 2 Years	Current Member Count **	YTD Members Added	YTD Members Dropped	YTD Net Growth% ***	Member Count 1 Year Ago	Dropped Members Avg.Length of Service	Months Since Membership Update	Current Officers Reported ****	Current President Repeated Term	VP Reported *****	Last Date Reported Service (mm/yyyy)	Account Balance	YTD Donations
63885	POLLACHI-LIBERTY	01/02/2001	Active	42	0	0	0.00%	43		8	Y		N	11/2025	90+ Days	
Exc Award (06/30/2017, 06/30/2022)																
142519	Sethumadai	08/26/2020	Active	92	0	0	0.00%	112		7	Y	3		08/2025		
110352	SIRUKKALANTHAI	02/17/2011	Active	42	0	4	-8.70%	45	11	4	Y			07/2025		
Exc Award (06/30/2017)																
43562	SULUR	02/27/1984	Active	73	0	0	0.00%	73		8	Y		R	09/2025		\$5,237.43
Exc Award (06/30/2017, 06/30/2018, 06/30/2019, 06/30/2024)																
142172	Sulur Excellence	07/21/2020	Active	20	2	2	0.00%	19	6	1	Y		N	01/2026		
Exc Award (06/30/2022)																
119615	Sulur Golden City	06/12/2013	Active	26	0	1	-3.70%	26	14	6	Y		N	07/2025		
Exc Award (06/30/2017, 06/30/2018, 06/30/2021, 06/30/2022)																
131894	Sulur Greater	07/04/2017	Active(1)	18	1	5	-18.18%	20	0	1	Y			10/2025		
Exc Award (06/30/2018)																
99139	SULUR TOWN	04/17/2007	Active	83	5	0	6.41%	102		3	Y		N	01/2026		\$1,023.96
Exc Award (06/30/2018, 06/30/2021, 06/30/2022)																
26509	TIRUPUR	12/19/1961	Active	140	7	4	2.19%	183	19	1	Y		N	01/2026		
Exc Award (06/30/2017, 06/30/2021, 06/30/2022, 06/30/2024)																
104933	TIRUPUR EAST	04/16/2009	Active	42	0	2	-4.55%	58	16	4	Y			08/2024		
Exc Award (06/30/2017, 06/30/2019, 06/30/2021, 06/30/2022)																
103914	TIRUPUR KNIT CITY	11/05/2008	Active	31	3	0	10.71%	33		1	Y			01/2026		
Exc Award (06/30/2022, 06/30/2023)																
125283	Tirupur Anchor	07/31/2015	Active	40	2	1	2.56%	49	1	1	Y		N	01/2026	90+ Days	\$119.80
Exc Award (06/30/2017, 06/30/2018, 06/30/2019, 06/30/2020, 06/30/2021, 06/30/2023, 06/30/2025)																
62092	TIRUPUR CENTRAL	06/14/1999	Active	129	0	6	-4.44%	133	11	1	Y			10/2025		
Exc Award (06/30/2018, 06/30/2019)																
119718	Tirupur Cotton City	06/25/2013	Active	35	12	2	40.00%	27	1	2	Y		N	09/2025		\$75.00
Exc Award (06/30/2018, 06/30/2025)																
117441	TIRUPUR GREATER	07/23/2012	Active	39	4	0	11.43%	419		1	Y		N	12/2025		\$1,581.69
Exc Award (06/30/2018, 06/30/2023)																



Club Health Assessment for DISTRICT 3242 C through January 2026

			Status		Membership					Reports				Finance		LCIF			
Club Number	Club Name	Charter Date	Times in Status Quo in Past 2 Years	Current Member Count **	YTD Members Added	YTD Members Dropped	YTD Net Growth% ***	Member Count 1 Year Ago	Dropped Members Avg.Length of Service	Months Since Membership Update	Current Officers Reported ****	Current President Repeated Term	VP Reported *****	Last Date Reported Service (mm/yyyy)	Account Balance	YTD Donations			
129357	Tirupur Kumaran	11/08/2016	Active	28	2	0	7.69%	47		2	Y			10/2025					
	Exc Award (06/30/2018, 06/30/2022, 06/30/2023)																		
84159	TIRUPUR MELVIN JONES	09/07/2004	Active	90	1	0	1.12%	78		0	Y			01/2026		\$70.07			
	Exc Award (06/30/2017, 06/30/2018, 06/30/2019, 06/30/2022)																		
110602	TIRUPUR MIDTOWN	03/28/2011	Active	14	0	2	-12.50%	15	8	0	Y		N	01/2026					
	Exc Award (06/30/2017, 06/30/2018)																		
98123	TIRUPUR NORTH	12/07/2006	Active	37	0	2	-5.13%	39	6	2	Y	3		07/2025					
	Exc Award (06/30/2017, 06/30/2018, 06/30/2019)																		
144511	Tirupur Pandian	12/31/2020	Active	41	6	0	17.14%	30		6	Y		N	01/2026					
	Exc Award (06/30/2022)																		
126111	Tirupur South City	11/10/2015	Active	45	7	0	18.42%	39		4	Y		N	10/2025		\$2,251.57			
152890	Udumalai Central	11/03/2022	Active	42	2	2	0.00%	53	3	0	Y			01/2026		\$953.45			
149896	Udumalai Servitor	03/03/2022	Active	21	1	0	5.00%	16		5	Y		N	01/2026					
29328	UDUMALPET	05/16/1974	Active	114	2	4	-1.72%	110	17	2	Y		N	01/2026					
	Exc Award (06/30/2017, 06/30/2018, 06/30/2019)																		
53336	UDUMALPET EAST	06/19/1992	Active	50	0	1	-1.96%	50	5	4	Y	2	R	12/2025					
	Exc Award (06/30/2018, 06/30/2022)																		
49184	VALAVADI	01/25/1989	Active	21	0	2	-8.70%	23	8	1	Y	2		12/2025					
	Exc Award (06/30/2018)																		
Current Total Clubs Count	YTD New Clubs Count	YTD Cancelled Clubs Count	YTD Net Club Gain	Current Total Members Count	YTD Add	YTD Drop	YTD Net Growth	YTD Net Growth %	Member Count 12 Months Ago	Average Member Count Per Club	% of Clubs with less than 20 members	% No Officer Report in 12 Months	% of Clubs with balance 90+ days	Number of Clubs in Status Quo	% Status Quo Clubs in Financial Suspension	Number of Cancelled Clubs	Average Cancelled Club Age	Members Lost Due to Cancellation	% of Clubs Cancelled for Non-Financial Reasons
130	8	1	7	4,644	438	200	238	5.40%	5,364	36	18%	5%	6%	0	0%	1	3	19	0%

* - P - Priority Club. Cancellation Reasons: 1-Objectives/conduct, 2-Non-active club, 5-Non-existing club, 6-Disbanding, 7-Merger, 8-Financial Suspension, 9-District/Multiple District Dues.

** Red denotes below 15 active members.

*** Red denotes 20% + loss.

**** Y - all 3 (President, Secretary, Treasurer) club officers reported, N - not all 3 reported.

***** Abbreviation: N-New, IP-Immediate Past, R-Repeat.



Club Health Assessment for DISTRICT 3242 E through January 2026

			Status	Membership					Reports					Finance	LCIF	
Club Number	Club Name	Charter Date	Times in Status Quo in Past 2 Years	Current Member Count **	YTD Members Added	YTD Members Dropped	YTD Net Growth% ***	Member Count 1 Year Ago	Dropped Members Avg.Length of Service	Months Since Membership Update	Current Officers Reported ****	Current President Repeated Term	VP Reported *****	Last Date Reported Service (mm/yyyy)	Account Balance	YTD Donations
Clubs less than two years old																
178564	Andagalurgate	10/15/2024	Active	20	0	0	0.00%	20		9	Y	2	N	01/2026		
178408	Arachalur Aram	10/07/2024	Active	28	2	1	3.70%	29	1	4	Y	2	N	01/2026		\$150.00
177772	Attayampatti Aaditi	08/30/2024	Active	20	4	0	25.00%	20		1	Y		N	01/2026		\$58.19
178573	Belukuruchi	10/15/2024	Active	25	0	0	0.00%	25		9	Y	2	R	01/2026		
176580	Erode Rainbow	07/26/2024	Active	29	2	0	7.41%	26		3	Y	2	N	01/2026		
177975	Erode Yellow Sun city	10/17/2024	Active	18	10	0	125.00%	22		1	Y		N	01/2026		
190532	Gangavalli	11/18/2025	Newly Chartered	20	20	0	100.00%	0		2	Y		N			
176595	Hosur Arasan	08/16/2024	Active	26	14	2	85.71%	22	1	2	Y	2	R	01/2026		
173414	Hosur Elite	07/16/2024	Active	34	14	0	70.00%	32		4	Y		N	01/2026		\$81.47
186158	Kadathur Kings	07/25/2025	Active	20	20	0	100.00%	0		6	Y		N	01/2026		\$465.56
176642	Kambainallur	07/26/2024	Active	31	5	0	19.23%	22		6	Y	2	R	01/2026		\$1,233.70
190609	Kangeyam	10/15/2025	Active	41	41	0	100.00%	0		2	Y			01/2026		
190310	Muthugapatty	09/22/2025	Active	27	27	0	100.00%	0		0	Y		N	01/2026		
178571	Nachipatty	10/15/2024	Active	25	0	0	0.00%	25		9	Y	2	R	01/2026		
180801	Nallampalli	02/11/2025	Active	22	2	0	10.00%	0		6	Y	2	N	01/2026		
157163	Namakkal Elite	03/14/2024	Active	22	0	0	0.00%	18		7	Y		N	01/2026		
Exc Award (06/30/2025)																
178051	Omalur Royal Kings	05/08/2025	Active	21	0	0	0.00%	0		5	N	None		01/2026		
176736	Pennagaram	02/11/2025	Active	20	0	0	0.00%	0		7	N	None		01/2026		
173337	Pochampalli Sigaram	07/26/2024	Active	33	1	0	3.13%	28		1	N	None	N	01/2026		
178716	Rasipuram Pudupatti	10/15/2024	Active	25	0	0	0.00%	25		9	Y	2	N	01/2026		
190641	Salem Admire	10/07/2025	Active	35	35	0	100.00%	0		0	Y		N	01/2026		
157694	Salem Bright City	03/14/2024	Active(1)	17	3	4	-5.56%	21	1	1	Y	3	N	01/2026	90+ Days	
Exc Award (06/30/2024)																
180474	Salem Nature	02/06/2025	Active	20	0	0	0.00%	0		8	Y		N	01/2026		
189586	Salem Pride	09/19/2025	Active	38	39	1	100.00%	0	0	0	Y		N	01/2026		\$1,000.93
190176	Sankagiri Durg	09/19/2025	Active	30	30	0	100.00%	0		0	Y		N	01/2026		\$52.96



Club Health Assessment for DISTRICT 3242 E through January 2026

			Status	Membership					Reports				Finance	LCIF		
Club Number	Club Name	Charter Date	Times in Status Quo in Past 2 Years	Current Member Count **	YTD Members Added	YTD Members Dropped	YTD Net Growth***	Member Count 1 Year Ago	Dropped Members Avg.Length of Service	Months Since Membership Update	Current Officers Reported ****	Current President Repeated Term	VP Reported *****	Last Date Reported Service (mm/yyyy)	Account Balance	YTD Donations
185882	Sathyamangalam Virutcham	07/29/2025	Active	25	25	0	100.00%	0		0	Y		N	01/2026		
173866	Sendai Nanjundapuram	07/24/2024	Active(1)	25	0	0	0.00%	25		9	Y	2	N	01/2026		
174688	Sendai Ponnarkulam	07/24/2024	Active(1)	25	0	0	0.00%	25		9	Y	2	R	01/2026		
176713	Sendai Thuthikulam	08/30/2024	Active(1)	25	0	0	0.00%	25		13	Y	2	N	01/2026		
186209	Shoolagiri Green City	07/25/2025	Active	20	20	0	100.00%	0		6	Y		N	01/2026		
185166	Thalaivasal Jasmine	07/25/2025	Active	34	34	0	100.00%	0		3	Y		N	01/2026		
172802	Valayapatty Pasumai	07/15/2024	Active	17	0	0	0.00%	20		7	Y		N	01/2026		
185463	Vasanthapuram	07/25/2025	Active	20	20	0	100.00%	0		4	Y		N	01/2026		
186211	Veeraganur Poovai	07/25/2025	Active	35	35	0	100.00%	0		0	Y		N	01/2026		
Clubs more than two years old																
46674	ANTHIYUR THAVITTUPALAYAM Exc Award (06/30/2020, 06/30/2023)	11/03/1986	Active	48	3	0	6.67%	45		0	Y		N	01/2026		\$46.55
152303	Attayampatti Tex City Exc Award (06/30/2023)	09/13/2022	Active	20	2	1	5.26%	22	0	5	Y		N	01/2026		\$1,053.30
44786	ATTAYAMPATTY Exc Award (06/30/2020, 06/30/2021, 06/30/2024, 06/30/2025)	03/01/1985	Active	25	4	0	19.05%	31		4	Y		N	01/2026		\$263.85
26467	ATTUR Exc Award (06/30/2020, 06/30/2022, 06/30/2023)	12/20/1969	Active	38	0	1	-2.56%	45	56	6	Y		N	01/2026		
122118	Attur Aadhavan Exc Award (06/30/2022, 06/30/2023, 06/30/2024)	05/12/2014	Active	45	0	1	-2.17%	54	12	4	Y		N	01/2026		\$1,000.93
144264	Attur Aditya Exc Award (06/30/2022, 06/30/2023, 06/30/2024)	12/22/2020	Active	37	2	2	0.00%	37	5	0	Y			01/2026		\$290.97
50788	AVAL POONDURAI Exc Award (06/30/2020, 06/30/2022, 06/30/2024)	06/27/1990	Active	139	2	0	1.46%	137		6	Y		R	01/2026		\$1,852.79
57987	AYOTHIAPPATNAM RICE CITY Exc Award (06/30/2017, 06/30/2021)	03/15/1996	Active	103	10	0	10.75%	95		1	Y		N	01/2026		\$123.37
121396	Ayothiyapattanam Ramar City	02/20/2014	Active	21	0	0	0.00%	24		7	Y		N	01/2026		



Club Health Assessment for DISTRICT 3242 E through January 2026

			Status	Membership						Reports				Finance	LCIF	
Club Number	Club Name	Charter Date	Times in Status Quo in Past 2 Years	Current Member Count **	YTD Members Added	YTD Members Dropped	YTD Net Growth% ***	Member Count 1 Year Ago	Dropped Members Avg.Length of Service	Months Since Membership Update	Current Officers Reported ****	Current President Repeated Term	VP Reported *****	Last Date Reported Service (mm/yyyy)	Account Balance	YTD Donations
54345	BARUGUR	04/14/1993	Active	47	1	0	2.17%	46		3	Y		N	01/2026		\$101.26
	Exc Award (06/30/2017, 06/30/2020, 06/30/2021, 06/30/2022, 06/30/2025)															
26469	BHAVANI KOMARAPALAYAM	01/08/1970	Active	12	0	4	-25.00%	18	9	3	Y		R	01/2026		
122892	Bhavani Komarapalayam Sangamam	08/06/2014	Active	20	0	1	-4.76%	18	3	5	Y			01/2026		
57920	CHENNIMALAI	02/29/1996	Active	43	3	0	7.50%	40		1	Y		N	01/2026		\$43.06
	Exc Award (06/30/2023, 06/30/2024)															
134585	Dasappagounden Pudur	05/28/2018	Active(1)	16	0	0	0.00%	13		11	Y	2	N	01/2026		
57765	DENKANIKOTTA	01/23/1996	Active	15	1	0	7.14%	22		6	Y	2	N	01/2026		
50305	DHARAPURAM CENTRAL	03/15/1990	Active	60	3	0	5.26%	58		0	Y		N	01/2026		\$892.27
	Exc Award (06/30/2021, 06/30/2023)															
37201	DHARAPURAM TOWN L C	05/29/1979	Active	102	13	3	10.87%	98	11	0	Y		N	01/2026		\$900.97
	Exc Award (06/30/2023)															
50789	DHARMAPURI TOWN	06/27/1990	Active	92	2	0	2.22%	81		0	Y		N	12/2025		\$104.75
	Exc Award (06/30/2024, 06/30/2025)															
131154	Erampatti Town	06/07/2017	Active	34	0	0	0.00%	31		8	Y	2	N	01/2026		
26479	ERODE	12/18/1961	Active	231	6	4	0.87%	232	23	0	Y		N	01/2026		\$26,017.93
	Exc Award (06/30/2017)															
135157	Erode Amaravathi	06/19/2018	Active	22	1	4	-12.00%	25	5	0	Y		N	01/2026		
	Exc Award (06/30/2019, 06/30/2022)															
147633	Erode Aram	07/28/2021	Active	21	0	0	0.00%	20		9	Y		R	01/2026		
	Exc Award (06/30/2022, 06/30/2024)															
125955	Erode Aspire	10/16/2015	Active	19	2	0	11.76%	21		6	Y			01/2026		
84910	ERODE BVB	02/24/2005	Active	427	6	0	1.43%	421		0	Y		N	01/2026		
	Exc Award (06/30/2019, 06/30/2020, 06/30/2022)															
50207	ERODE CAUVERY	02/15/1990	Active	113	9	0	8.65%	104		5	Y		N	01/2026		
	Exc Award (06/30/2016, 06/30/2019, 06/30/2022, 06/30/2023, 06/30/2024)															
47318	ERODE CENTRAL	05/01/1987	Active	89	10	6	4.71%	81	9	1	Y	2	N	01/2026		
	Exc Award (06/30/2023)															
142025	Erode Champion	07/03/2020	Active	23	1	0	4.55%	22		6	Y			01/2026		\$58.19
	Exc Award (06/30/2024)															



Club Health Assessment for DISTRICT 3242 E through January 2026

			Status	Membership						Reports				Finance	LCIF	
Club Number	Club Name	Charter Date	Times in Status Quo in Past 2 Years	Current Member Count **	YTD Members Added	YTD Members Dropped	YTD Net Growth% ***	Member Count 1 Year Ago	Dropped Members Avg.Length of Service	Months Since Membership Update	Current Officers Reported ****	Current President Repeated Term	VP Reported *****	Last Date Reported Service (mm/yyyy)	Account Balance	YTD Donations
67245	ERODE COSMOS	02/11/2003	Active	40	2	0	5.26%	47		0	Y		N	01/2026	90+ Days	\$93.10
	Exc Award (06/30/2019, 06/30/2020, 06/30/2023, 06/30/2024)															
52415	ERODE EAST	01/10/1992	Active	70	2	5	-4.11%	75	9	0	Y		R	01/2026		\$81.47
	Exc Award (06/30/2019, 06/30/2023, 06/30/2025)															
115121	ERODE EXCELLENT	09/19/2011	Active	26	1	0	4.00%	32		6	Y		N	01/2026		\$29.10
	Exc Award (06/30/2022)															
46150	ERODE FORT	05/01/1986	Active	22	5	4	4.76%	21	14	0	Y			01/2026		
99977	ERODE GOLDEN CITY	07/31/2007	Active	11	0	0	0.00%	11		8	Y	2	R	01/2026		
101455	ERODE KALINGARAAYAN	03/12/2008	Active	18	3	0	20.00%	16		6	Y		R	01/2026		
123169	Erode Kurinchi	09/22/2014	Active	67	2	0	3.08%	63		4	Y		N	01/2026		
	Exc Award (06/30/2022, 06/30/2023)															
140648	Erode Master Heartfulness	01/06/2020	Active(1)	8	4	2	33.33%	0	4	1	Y		N	01/2026		
	Exc Award (06/30/2022)															
40956	ERODE MID TOWN	02/08/1982	Active	316	34	21	4.29%	320	6	0	Y		N	01/2026		\$2,710.23
	Exc Award (06/30/2022, 06/30/2025)															
58641	ERODE MILK CITY	08/07/1996	Active	28	1	0	3.70%	32		6	Y		N	01/2026		\$871.40
	Exc Award (06/30/2019, 06/30/2022, 06/30/2024)															
126026	Erode Navarathna	11/10/2015	Active	5	1	6	-50.00%	10	10	0	N	2		01/2026		
56268	ERODE NORTH	11/22/1994	Active	34	1	0	3.03%	33		4	Y		N	01/2026		
	Exc Award (06/30/2021, 06/30/2022)															
124607	Erode North Kings	04/08/2015	Active	33	12	3	37.50%	22	3	0	Y		N	01/2026		\$948.50
	Exc Award (06/30/2016, 06/30/2022, 06/30/2024)															
66636	ERODE PREMIER	09/27/2002	Active	41	2	0	5.13%	38		0	Y		N	01/2026		\$1,233.70
	Exc Award (06/30/2017, 06/30/2022, 06/30/2023, 06/30/2024)															
142022	Erode Red Fort	07/07/2020	Active	45	3	1	4.65%	42	2	1	Y		N	01/2026		\$1,116.40
	Exc Award (06/30/2022, 06/30/2024)															
78699	ERODE SAKTHI	04/01/2004	Active	44	5	3	4.76%	44	16	1	Y		N	01/2026		
135037	Erode Sivagiri	06/19/2018	Active(1)	26	0	0	0.00%	26		13	Y	3		01/2026		
	Exc Award (06/30/2021, 06/30/2023)															



Club Health Assessment for DISTRICT 3242 E through January 2026

			Status	Membership						Reports				Finance	LCIF	
Club Number	Club Name	Charter Date	Times in Status Quo in Past 2 Years	Current Member Count **	YTD Members Added	YTD Members Dropped	YTD Net Growth% ***	Member Count 1 Year Ago	Dropped Members Avg.Length of Service	Months Since Membership Update	Current Officers Reported ****	Current President Repeated Term	VP Reported *****	Last Date Reported Service (mm/yyyy)	Account Balance	YTD Donations
138073	Erode Smart City	05/06/2019	Active	15	0	0	0.00%	15		21	Y		R	01/2026	90+ Days	
66749	ERODE SOUTH Exc Award (06/30/2022)	10/31/2002	Active	20	1	4	-13.04%	29	10	1	Y	2	N	01/2026		
59885	ERODE STAR Exc Award (06/30/2016)	07/20/1997	Active	12	0	2	-14.29%	15	14	0	Y		N	01/2026		
53805	ERODE SUPREME Exc Award (06/30/2017)	11/09/1992	Active	337	27	23	1.20%	343	6	1	Y		N	01/2026		\$1,032.36
58653	ERODE TURMERIC CITY Exc Award (06/30/2021, 06/30/2023)	08/26/1996	Active	59	0	0	0.00%	58		6	Y		N	01/2026		\$1,000.93
54223	ERODE UNIQUE Exc Award (06/30/2017, 06/30/2019, 06/30/2022)	03/11/1993	Active	32	1	4	-8.57%	35	7	1	Y		N	01/2026		\$243.05
132545	Erode Vishal Exc Award (06/30/2021, 06/30/2022)	09/18/2017	Active	22	1	0	4.76%	28		0	Y		R	01/2026		
26480	GOBICHETTIPALAYAM Exc Award (06/30/2020, 06/30/2022, 06/30/2023, 06/30/2025)	09/14/1969	Active	116	14	0	13.73%	107		1	Y		R	01/2026		\$4,221.85
140373	Gobichettipalayam Aatherai Exc Award (06/30/2022, 06/30/2023, 06/30/2024)	12/02/2019	Active	32	3	3	0.00%	33	3	1	Y		N	01/2026		\$266.53
151090	Gobichettipalayam Prestige	06/15/2022	Active	35	0	0	0.00%	38		7	Y		N	01/2026		
67144	GURUSAMY PALAYAM TAMIZHAN Exc Award (06/30/2023)	01/08/2003	Active(1)	24	0	0	0.00%	25		9	Y		N	01/2026		\$2,898.91
50145	HARUR Exc Award (06/30/2022, 06/30/2023)	01/29/1990	Active	74	0	0	0.00%	70		8	Y		R	01/2026		\$69.83
34900	HOSUR Exc Award (06/30/2022, 06/30/2024, 06/30/2025)	12/12/1977	Active	99	4	1	3.13%	101	9	4	Y		N	01/2026		\$232.78
67140	HOSUR CASTLE Exc Award (06/30/2017, 06/30/2025)	01/21/2003	Active	60	6	0	11.11%	55		0	Y		N	01/2026		\$116.38
154183	Hosur Everest Exc Award (06/30/2025)	04/24/2023	Active	59	7	1	11.32%	63	1	1	Y		R	01/2026		\$1,947.22
115798	HOSUR FLOWER CITY Exc Award (06/30/2023, 06/30/2024)	01/04/2012	Active	33	3	1	6.45%	31	4	2	Y		N	01/2026		



Club Health Assessment for DISTRICT 3242 E through January 2026

			Status	Membership						Reports				Finance	LCIF	
Club Number	Club Name	Charter Date	Times in Status Quo in Past 2 Years	Current Member Count **	YTD Members Added	YTD Members Dropped	YTD Net Growth% ***	Member Count 1 Year Ago	Dropped Members Avg.Length of Service	Months Since Membership Update	Current Officers Reported ****	Current President Repeated Term	VP Reported *****	Last Date Reported Service (mm/yyyy)	Account Balance	YTD Donations
136756	Hosur Galaxy	11/23/2018	Active	37	22	16	19.35%	35	4	2	Y		N	01/2026		\$7,309.13
	Exc Award (06/30/2020, 06/30/2023, 06/30/2024, 06/30/2025)															
120095	Hosur Hills	08/02/2013	Active	54	10	5	10.20%	56	5	1	Y		N	01/2026		\$948.74
	Exc Award (06/30/2022)															
67081	HOSUR IMPACT	01/08/2003	Active	48	3	0	6.67%	45		6	Y		N	01/2026		\$950.01
	Exc Award (06/30/2020, 06/30/2022, 06/30/2024)															
128402	Hosur Lake	08/19/2016	Active	28	2	5	-9.68%	33	4	1	Y		N	01/2026		\$465.55
	Exc Award (06/30/2022, 06/30/2025)															
105488	HOSUR MAGNUM	05/15/2009	Active	63	11	0	21.15%	55		1	Y		N	01/2026		\$1,174.35
135454	Hosur Melvin Jones	07/27/2018	Active	23	1	0	4.55%	27		6	Y		N	01/2026		
	Exc Award (06/30/2023)															
135455	Hosur Pride	07/27/2018	Active	70	8	1	11.11%	64	0	2	Y		N	01/2026		\$100.99
	Exc Award (06/30/2022)															
140369	Hosur Rose City	12/26/2019	Active	33	3	0	10.00%	33		0	Y		N	01/2026		\$981.20
	Exc Award (06/30/2022)															
44681	HOSUR SIPCOT INDUSTRIAL COMPLX	02/14/1985	Active	56	2	0	3.70%	54		1	Y		N	01/2026		\$901.35
	Exc Award (06/30/2023)															
60273	IDAPPADI TEX CITY	01/06/1998	Active	59	2	2	0.00%	60	6	1	Y	2	R	01/2026		\$62.48
	Exc Award (06/30/2020, 06/30/2022)															
66940	KABILARMALAI	12/16/2002	Active	29	0	0	0.00%	34		5	Y		N	01/2026		\$1,000.01
	Exc Award (06/30/2024)															
66753	KANDAMPALAYAM	10/31/2002	Active	35	0	3	-7.89%	36	10	5	Y		N	01/2026		\$1,000.01
45750	KANJIKOIL	01/06/1986	Active	94	4	0	4.44%	91		1	Y		N	01/2026		
	Exc Award (06/30/2022, 06/30/2023)															
132350	Karimangalam Vallal Kaari	08/04/2017	Active	31	2	1	3.33%	30	8	2	Y		R	09/2025		
	Exc Award (06/30/2025)															
155958	Kaveripattinam Kings	09/25/2023	Active	20	4	0	25.00%	20		0	Y		R	03/2025		
97905	KAVERIPATTINAM PENNAR	10/27/2006	Active(1)	21	0	0	0.00%	20		8	Y	2	N	12/2025		
	Exc Award (06/30/2023)															
66323	KAVINDAPADI SUGAR CITY	06/27/2002	Active	48	27	2	108.70%	23	23	1	Y		R	01/2026		
	Exc Award (06/30/2020, 06/30/2023)															



Club Health Assessment for DISTRICT 3242 E through January 2026

			Status	Membership					Reports				Finance		LCIF	
Club Number	Club Name	Charter Date	Times in Status Quo in Past 2 Years	Current Member Count **	YTD Members Added	YTD Members Dropped	YTD Net Growth% ***	Member Count 1 Year Ago	Dropped Members Avg.Length of Service	Months Since Membership Update	Current Officers Reported ****	Current President Repeated Term	VP Reported *****	Last Date Reported Service (mm/yyyy)	Account Balance	YTD Donations
136620	Kodumudi Taluk	11/23/2018	Active	28	0	0	0.00%	28		9	N			01/2026		
156396	Kolathur Stars	11/02/2023	Active	45	8	0	21.62%	35		6	Y		N	01/2026		\$46.55
56963	KOMARAPALAYAM	05/22/1995	Active	33	0	0	0.00%	36		7	Y		R	01/2026		
	Exc Award (06/30/2017)															
47590	KOMARAPALAYAM CENTRAL	06/29/1987	Active	71	1	1	0.00%	76	17	1	Y		N	01/2026		\$116.39
	Exc Award (06/30/2023)															
102310	KOMARAPALAYAM TEX CITY	06/06/2008	Active	27	4	3	3.85%	28	10	0	Y		N	01/2026		\$50.00
	Exc Award (06/30/2018, 06/30/2020, 06/30/2022, 06/30/2023)															
116990	KOMARAPALAYAM THALAPATHY	05/29/2012	Active	20	0	0	0.00%	23		7	Y		R	01/2026		
26486	KRISHNAGIRI	01/21/1970	Active	39	3	0	8.33%	39		0	Y		N	01/2026		\$52.37
	Exc Award (06/30/2023)															
61602	MALLASAMUDARAM	03/08/1999	Active	47	4	0	9.30%	51		2	Y		N	01/2026		\$46.55
	Exc Award (06/30/2019, 06/30/2020, 06/30/2024)															
55238	MARANDAHALLI	01/24/1994	Active	27	0	1	-3.57%	30	26	0	Y		R	01/2026		
133674	Mathur Mango City	02/27/2018	Active	40	5	0	14.29%	35		3	Y		N	01/2026		\$2,000.00
	Exc Award (06/30/2020, 06/30/2021, 06/30/2023, 06/30/2025)															
62944	MOHANUR	03/20/2000	Active	49	2	0	4.26%	49		0	Y		R	01/2026		\$856.70
	Exc Award (06/30/2020, 06/30/2021, 06/30/2022)															
128404	Mohanur Kaveri	08/11/2016	Active	29	2	0	7.41%	29		0	Y		N	01/2026		\$108.19
121213	Mulanur	01/24/2014	Active	27	0	0	0.00%	27		12	N			01/2026		
116352	MULLUKURICHI KURINJI	03/21/2012	Active	28	0	0	0.00%	29		9	Y		N	01/2026	90+ Days	
	Exc Award (06/30/2023)															
156395	Namagiripet Town	10/25/2023	Active	29	3	0	11.54%	25		0	Y		N	01/2026		\$6,055.93
64461	NAMAKKAL ANJANEYA	06/25/2001	Active	23	0	0	0.00%	25		6	Y		IP	01/2026		
126553	Namakkal Golden City	02/29/2016	Active	25	5	0	25.00%	20		0	Y		N	01/2026		
142454	Namakkal Helen	08/11/2020	Active	20	2	0	11.11%	19		4	Y		N	01/2026		
	Exc Award (06/30/2023)															
125186	Namakkal Melvin Metro	06/17/2015	Active	49	5	0	11.36%	57		1	Y		N	01/2026		\$116.38
	Exc Award (06/30/2020, 06/30/2022)															



Club Health Assessment for DISTRICT 3242 E through January 2026

			Status	Membership						Reports				Finance	LCIF	
Club Number	Club Name	Charter Date	Times in Status Quo in Past 2 Years	Current Member Count **	YTD Members Added	YTD Members Dropped	YTD Net Growth% ***	Member Count 1 Year Ago	Dropped Members Avg.Length of Service	Months Since Membership Update	Current Officers Reported ****	Current President Repeated Term	VP Reported *****	Last Date Reported Service (mm/yyyy)	Account Balance	YTD Donations
63709	NAMAKKAL METRO	11/20/2000	Active	28	5	1	16.67%	26	4	0	Y		N	01/2026		\$115.81
	Exc Award (06/30/2020, 06/30/2022, 06/30/2023)															
55257	NAMAKKAL ROCK CITY	01/28/1994	Active	88	2	0	2.33%	86		6	Y		R	01/2026		\$5,004.66
	Exc Award (06/30/2025)															
60274	NAMAKKAL SOUTH	01/06/1998	Active	29	2	1	3.57%	27	3	1	Y		N	01/2026		\$30.26
100816	NAMAKKAL TOWN	12/18/2007	Active	31	1	0	3.33%	32		6	Y		R	01/2026		
	Exc Award (06/30/2020, 06/30/2023)															
105374	NAMBIYUR	04/27/2009	Active	34	0	0	0.00%	36		9	Y	2	R	01/2026		
	Exc Award (06/30/2024)															
51397	PALACODE	03/06/1991	Active	41	2	1	2.50%	44	5	3	Y		N	01/2026		\$5,004.66
	Exc Award (06/30/2021, 06/30/2022, 06/30/2023)															
46781	PALLIPALAYAM CENTRAL	12/01/1986	Active	33	0	0	0.00%	34		5	Y		N	01/2026		
	Exc Award (06/30/2020)															
121480	Pallipalayam SPB Cheran	02/28/2014	Active	20	0	0	0.00%	21		3	Y		R	01/2026		
	Exc Award (06/30/2021, 06/30/2023)															
61262	PANNANDUR	11/18/1998	Active	20	0	1	-4.76%	19	11	1	Y		N	01/2026		
	Exc Award (06/30/2023, 06/30/2024)															
99522	PARAMATHY FORT	06/04/2007	Active	67	3	0	4.69%	66		6	Y		N	01/2026		\$1,117.31
	Exc Award (06/30/2023)															
77692	PERIYAMANALI	10/07/2003	Active	27	2	1	3.85%	26	17	0	Y		N	01/2026		
	Exc Award (06/30/2020)															
33389	PERUNDURAI	02/14/1977	Active	85	4	0	4.94%	84		6	Y		N	01/2026		\$116.39
	Exc Award (06/30/2023, 06/30/2024)															
64662	POCHAMPALLI TOWN	08/29/2001	Active	41	1	0	2.50%	43		4	Y		N	01/2026		\$1,040.93
	Exc Award (06/30/2020, 06/30/2022, 06/30/2023)															
155784	Pottireddipatti	08/28/2023	Active	21	1	2	-4.55%	22	2	4	Y	3	N	01/2026		
57753	PUDANCHANTHAI	01/18/1996	Active	49	2	0	4.26%	47		1	Y		N	01/2026		\$711.24
	Exc Award (06/30/2020, 06/30/2022, 06/30/2023, 06/30/2024)															
150759	Puduchatram	05/09/2022	Active	33	3	3	0.00%	32	3	0	Y		N	01/2026		\$48.88
	Exc Award (06/30/2023, 06/30/2024)															



Club Health Assessment for DISTRICT 3242 E through January 2026

			Status	Membership						Reports				Finance	LCIF	
Club Number	Club Name	Charter Date	Times in Status Quo in Past 2 Years	Current Member Count **	YTD Members Added	YTD Members Dropped	YTD Net Growth% ***	Member Count 1 Year Ago	Dropped Members Avg.Length of Service	Months Since Membership Update	Current Officers Reported ****	Current President Repeated Term	VP Reported *****	Last Date Reported Service (mm/yyyy)	Account Balance	YTD Donations
26500	RASIPURAM	01/05/1970	Active	158	16	7	6.04%	161	9	3	Y		N	01/2026	90+ Days	\$8,000.08
	Exc Award (06/30/2022, 06/30/2023, 06/30/2024)															
138336	Rasipuram Kings	06/03/2019	Active	41	1	0	2.50%	46		5	Y		N	01/2026		
128682	Rayakottai Fort	09/12/2016	Active	20	2	0	11.11%	26		6	Y		N	01/2026		\$102.77
	Exc Award (06/30/2022)															
26502	SALEM	08/06/1960	Active	6	0	1	-14.29%	8	2	1	Y	3	R	01/2026		
111373	SALEM AANANDHAM	06/16/2011	Active(1)	17	0	0	0.00%	23		6	Y			01/2026		
55535	SALEM AIRPORT	04/07/1994	Active	43	12	0	38.71%	33		0	Y			01/2026		\$1,000.01
	Exc Award (06/30/2023)															
42244	SALEM CENTRAL	01/26/1983	Active	12	0	0	0.00%	12		9	Y		N	01/2026		
42489	SALEM COSMOS	03/08/1983	Active	36	2	2	0.00%	37	43	1	Y		R	01/2026	\$872.91	
	Exc Award (06/30/2022)															
66886	SALEM ELEGANT CITY	11/27/2002	Active	32	7	18	-25.58%	45	8	0	Y		R	01/2026	\$698.32	
	Exc Award (06/30/2022)															
152401	Salem Evergreen	09/06/2022	Active	22	0	0	0.00%	23		7	Y			01/2026		
140366	Salem Excel	12/16/2019	Active	35	3	3	0.00%	38	4	1	Y		R	01/2026		
	Exc Award (06/30/2022)															
56269	SALEM FAIRLANDS	11/22/1994	Active	31	0	0	0.00%	31		12	Y		R	01/2026		
	Exc Award (06/30/2024)															
120239	Salem Galaxy	08/30/2013	Active	21	0	1	-4.55%	22	10	1	Y		R	01/2026		
120231	Salem Gems	08/29/2013	Active	23	4	1	15.00%	23	1	4	Y		N	01/2026		
	Exc Award (06/30/2023)															
66634	SALEM GOLDEN CITY	09/27/2002	Active	31	1	0	3.33%	33		6	Y		R	01/2026		
	Exc Award (06/30/2020, 06/30/2021)															
37649	SALEM GUGAI	10/30/1979	Active	18	0	0	0.00%	18		7	Y	2	R	01/2026		
	Exc Award (06/30/2022, 06/30/2023)															
51692	SALEM MAJESTIC	05/28/1991	Active	65	14	0	27.45%	51		0	Y		R	01/2026	\$116.39	
	Exc Award (06/30/2017, 06/30/2020, 06/30/2022, 06/30/2025)															
49405	SALEM MANGO CITY	04/06/1989	Active	20	0	0	0.00%	18		10	Y		N	01/2026		
106817	SALEM MELVIN JONES	11/03/2009	Active	27	2	0	8.00%	21		6	Y		N	01/2026		
	Exc Award (06/30/2023)															



Club Health Assessment for DISTRICT 3242 E through January 2026

			Status	Membership						Reports				Finance	LCIF	
Club Number	Club Name	Charter Date	Times in Status Quo in Past 2 Years	Current Member Count **	YTD Members Added	YTD Members Dropped	YTD Net Growth% ***	Member Count 1 Year Ago	Dropped Members Avg.Length of Service	Months Since Membership Update	Current Officers Reported ****	Current President Repeated Term	VP Reported *****	Last Date Reported Service (mm/yyyy)	Account Balance	YTD Donations
59913	SALEM MELVIN METRO	08/06/1997	Active	62	15	15	0.00%	64	2	0	Y		N	01/2026		
35263	SALEM METROPOLIS	03/27/1978	Active	17	1	2	-5.56%	21	2	1	Y		N	01/2026		\$1,000.93
Exc Award (06/30/2024)																
42899	SALEM MID TOWN	06/29/1983	Active	32	1	0	3.23%	29		6	Y		N	01/2026		\$34.92
Exc Award (06/30/2023)																
68609	SALEM MINERAL CITY	04/15/2003	Active	22	4	0	22.22%	18		4	Y		N	01/2026		
Exc Award (06/30/2023)																
29706	SALEM NORTH	07/15/1974	Active	17	0	0	0.00%	17		1	Y	6	N	01/2026		
153759	Salem Phoenix	03/06/2023	Active	22	2	0	10.00%	23		2	Y		R	01/2026		\$232.78
Exc Award (06/30/2023, 06/30/2024)																
89251	SALEM PLATINUM	09/09/2005	Active	45	9	1	21.62%	37	4	0	Y		R	09/2025	\$698.32	
Exc Award (06/30/2022, 06/30/2024)																
109448	SALEM ROYAAL POWER	10/06/2010	Active(1)	39	12	0	44.44%	34		1	Y		N	01/2026	\$2,000.94	
Exc Award (06/30/2022, 06/30/2024)																
62006	SALEM STARS	05/20/1999	Active	10	0	0	0.00%	10		7	Y	24	N	01/2026	90+ Days	
135456	Salem Super Kings	07/27/2018	Active(1)	27	10	1	50.00%	15	6	1	Y		N	01/2026		\$58.20
115437	SALEM THAINADU	10/31/2011	Active	31	2	0	6.90%	28		6	Y		R	01/2026		
Exc Award (06/30/2023)																
62983	SANKAGIRI FORT	03/27/2000	Active	33	0	0	0.00%	35		1	Y		N	01/2026	\$116.39	
Exc Award (06/30/2020, 06/30/2021, 06/30/2023)																
40398	SANKARI	09/03/1981	Active	28	1	0	3.70%	24		6	Y	2	N	01/2026		
Exc Award (06/30/2020, 06/30/2021, 06/30/2023)																
38226	SATHYAMANGALAM CITY	03/05/1980	Active	83	25	0	43.10%	64		2	Y		N	01/2026	\$2,801.64	
Exc Award (06/30/2017, 06/30/2023)																
123714	Sendamangalam Town	12/01/2014	Active	30	1	0	3.45%	30		3	Y			01/2026	\$53.00	
111157	SINGARAPETTAI	05/27/2011	Active	25	6	1	25.00%	19	5	0	Y		N	01/2026	\$54.71	
Exc Award (06/30/2023)																
65010	SOLASIRAMANI	02/19/2002	Active	33	3	0	10.00%	31		1	Y		N	01/2026	90+ Days	\$964.07
Exc Award (06/30/2024)																
52036	THALAIVASAL	09/26/1991	Active	106	4	0	3.92%	99		0	Y		N	01/2026		\$3,491.60
84009	THARAMANGALAM	08/15/2004	Active	30	1	0	3.45%	29		6	Y		N	01/2026		



Club Health Assessment for DISTRICT 3242 E through January 2026

			Status				Membership				Reports				Finance		LCIF		
Club Number	Club Name	Charter Date	Times in Status Quo in Past 2 Years	Current Member Count **	YTD Members Added	YTD Members Dropped	YTD Net Growth***	Member Count 1 Year Ago	Dropped Members Avg.Length of Service	Months Since Membership Update	Current Officers Reported ****	Current President Repeated Term	VP Reported *****	Last Date Reported Service (mm/yyyy)	Account Balance	YTD Donations			
Exc Award (06/30/2020, 06/30/2023)			Active	21	0	0	0.00%	21		6	Y	3	R	01/2026					
155785	Thirumanur Village	08/29/2023																	
Exc Award (06/30/2024)			Active	28	2	1	3.70%	27	30	5	Y		N	01/2026		\$1,000.93			
57767	THOPPUR	01/23/1996																	
Exc Award (06/30/2023, 06/30/2025)			Active	133	4	5	-0.75%	136	18	0	Y		N	01/2026					
50168	TIRUCHENGODE	02/02/1990																	
Exc Award (06/30/2022, 06/30/2024)			Active	58	7	5	3.57%	62	4	0	Y		N	01/2026					
51398	UTHANGARAI	03/06/1991																	
Exc Award (06/30/2021, 06/30/2023)			Active	29	3	0	11.54%	26		0	Y		R	01/2026		\$1,840.23			
142735	Uthangarai Friends	09/15/2020																	
Exc Award (06/30/2021, 06/30/2022, 06/30/2024)			Active	151	20	3	12.69%	147	8	1	Y		R	01/2026		\$2,711.82			
52835	VALAPADY	04/01/1992																	
Exc Award (06/30/2020, 06/30/2021, 06/30/2022, 06/30/2023, 06/30/2024, 06/30/2025)			Active	28	1	1	0.00%	34	4	4	Y		N	01/2026					
133675	Valapady Annai	02/16/2018																	
Exc Award (06/30/2020, 06/30/2021, 06/30/2022, 06/30/2023)			Active(1)	15	0	0	0.00%	14		9	Y		N	01/2026					
155787	Valayapatty	08/28/2023																	
107814	VELAGOUNDAMPATTY	03/18/2010	Active	30	0	0	0.00%	30		4	Y	2	R	01/2026					
Exc Award (06/30/2020, 06/30/2024)			Active	45	1	1	0.00%	45	22	5	Y			01/2026					
65004	VELLAKOVIL	02/19/2002																	
Exc Award (06/30/2023)			Active	100	3	0	3.09%	100		6	Y		N	01/2026		\$220.00			
60956	VELUR	06/26/1998																	
Exc Award (06/30/2023)																			
Current Total Clubs Count	YTD New Clubs Count	YTD Cancelled Clubs Count	YTD Net Club Gain	Current Total Members Count	YTD Add	YTD Drop	YTD Net Growth	YTD Net Growth %	Member Count 12 Months Ago	Average Member Count Per Club	% of Clubs with less than 20 members	% No Officer Report in 12 Months	% of Clubs with balance 90+ days	Number of Clubs in Status Quo	% Status Quo Clubs in Financial Suspension	Number of Cancelled Clubs	Average Cancelled Club Age	Members Lost Due to Cancellation	% of Clubs Cancelled for Non-Financial Reasons
195	12	0	12	8,638	1,004	238	766	9.73%	8,109	44	11%	0%	4%	0	0%	0	0	0	0%



Club Health Assessment for DISTRICT 3242 E through January 2026

INTERNATIONAL

			Status	Membership					Reports				Finance	LCIF		
Club Number	Club Name	Charter Date	Times in Status Quo in Past 2 Years	Current Member Count **	YTD Members Added	YTD Members Dropped	YTD Net Growth% ***	Member Count 1 Year Ago	Dropped Members Avg.Length of Service	Months Since Membership Update	Current Officers Reported ****	Current President Repeated Term	VP Reported *****	Last Date Reported Service (mm/yyyy)	Account Balance	YTD Donations

* - P - Priority Club. Cancellation Reasons: 1-Objectives/conduct, 2-Non-active club, 5-Non-existing club, 6-Disbanding, 7-Merger, 8-Financial Suspension, 9-District/Multiple District Dues.
** Red denotes below 15 active members.
*** Red denotes 20% + loss.
**** Y - all 3 (President, Secretary, Treasurer) club officers reported, N - not all 3 reported.
***** Abbreviation: N-New, IP-Immediate Past, R-Repeat.



Club Health Assessment for DISTRICT 3242 F through January 2026

			Status	Membership						Reports				Finance	LCIF	
Club Number	Club Name	Charter Date	Times in Status Quo in Past 2 Years	Current Member Count **	YTD Members Added	YTD Members Dropped	YTD Net Growth% ***	Member Count 1 Year Ago	Dropped Members Avg.Length of Service	Months Since Membership Update	Current Officers Reported ****	Current President Repeated Term	VP Reported *****	Last Date Reported Service (mm/yyyy)	Account Balance	YTD Donations
Clubs less than two years old																
186957	Aaroor Temple Town	07/31/2025	Active	19	24	5	100.00%	0	0	1	Y		N	01/2026		
174662	Adhirampattinam Honest	07/22/2024	Active	23	10	5	27.78%	23	2	1	Y		N	11/2025		
177506	Annavasal	08/14/2024	Active	21	4	0	23.53%	22		5	N		N	08/2025		
190518	Aranthangi Royal	09/30/2025	Active	21	21	0	100.00%	0		4	Y					
190686	Ariyalur Maha Sakthi	11/17/2025	Newly Chartered	21	21	0	100.00%	0		1	Y		N			
182328	Elaiyur Variyankaval	06/18/2025	Active	21	0	0	0.00%	0		2	Y	2				
180469	Jayankondam Angels	02/06/2025	Active	28	7	1	27.27%	0	1	0	Y	2	N	01/2026		
191727	Karaikal Pride Force	12/12/2025	Newly Chartered	20	20	0	100.00%	0		1	Y					
175287	Karaikal Universal Virtual	08/01/2024	Active	17	2	0	13.33%	16		5	Y			10/2025		
190478	Kariyapattinam Senbai	09/30/2025	Active	21	21	0	100.00%	0		0	Y			11/2025		
189719	Karur Grand	09/23/2025	Active	26	26	0	100.00%	0		0	Y		N			
190461	Karur Kings	09/30/2025	Active	27	27	0	100.00%	0		0	Y			01/2026		
191724	Karur Sigaram	12/14/2025	Newly Chartered	70	70	0	100.00%	0		0	Y					
175684	Komal	07/25/2024	Active(2)	23	0	0	0.00%	20		7	Y	2		08/2025		
190522	Konnaiyur Shine	09/30/2025	Active	23	23	0	100.00%	0		0	Y			01/2026		
185236	Konnaiyur Temple City	07/31/2025	Active	45	45	0	100.00%	0		0	Y		N	01/2026		
190173	Kudanthai Super Stars	09/23/2025	Active	22	23	1	100.00%	0	0	2	Y			11/2025		
171436	Kumbakonam Heritage	05/15/2024	Active	41	5	4	2.50%	43	1	0	Y		R	01/2026		\$1,069.94
190559	Kumbakonam Kumbeswarar	12/03/2025	Newly Chartered	20	20	0	100.00%	0		1	Y					
172128	Lions Club of Mayiladuthurai Emperor	06/12/2024	Active	25	1	0	4.17%	23		6	Y		N	10/2025		\$900.84
190340	Mannachanallur Rice City	09/30/2025	Active	20	20	0	100.00%	0		4	Y					
181149	Mannargudi Magudam	03/31/2025	Active	29	8	0	38.10%	0		2	Y	2				
190062	Mannargudi Pamani	09/29/2025	Active	22	22	0	100.00%	0		3	Y			01/2026		
178441	Mannargudi Sigaram	10/07/2024	Active	32	6	0	23.08%	24		1	Y		N	01/2026		
190184	Mayiladuthurai Majestic	09/23/2025	Active	21	21	0	100.00%	0		3	Y					



Club Health Assessment for DISTRICT 3242 F through January 2026

			Status	Membership						Reports				Finance	LCIF	
Club Number	Club Name	Charter Date	Times in Status Quo in Past 2 Years	Current Member Count **	YTD Members Added	YTD Members Dropped	YTD Net Growth% ***	Member Count 1 Year Ago	Dropped Members Avg.Length of Service	Months Since Membership Update	Current Officers Reported ****	Current President Repeated Term	VP Reported *****	Last Date Reported Service (mm/yyyy)	Account Balance	YTD Donations
172215	Mayiladuthurai Elite	06/17/2024	Active	56	1	0	1.82%	53		5	Y			01/2026		
181685	Mayiladuthurai Kings	06/05/2025	Active	9	0	12	-57.14%	0	0	1	Y					
187616	Mayiladuthurai Magnum	08/11/2025	Active	44	44	0	100.00%	0		0	Y			01/2026		
191101	Nagapattinam Young Minds	11/18/2025	Newly Chartered	48	48	0	100.00%	0		0	Y			01/2026		\$2,000.00
190545	Nagappattinam Mangalam	09/30/2025	Active	20	20	0	100.00%	0		4	Y					
179232	Nakkampadi Srikandapuram	06/23/2025	Active	21	0	0	0.00%	0		7	Y	2				
172051	Papanasam Atchaiyam	06/06/2024	Active	43	7	1	16.22%	35	14	0	Y			12/2025		
175650	Papanasam Velu Nachiyar	07/25/2024	Active	26	5	1	18.18%	25	4	0	Y	2	N	01/2026		
190233	Pappanadu	09/29/2025	Active	30	30	0	100.00%	0		0	Y			01/2026		
181478	Paravakkottai	03/28/2025	Active	25	13	10	13.64%	0	0	1	Y	2	N	01/2026		
188258	Perambalur Madhuram	08/11/2025	Active	33	33	0	100.00%	0		0	Y		N	01/2026		
182417	Perambalur Smart City	06/06/2025	Active	21	0	0	0.00%	0		7	Y	2				
175939	Peravurani Star	07/26/2024	Active	30	10	0	50.00%	23		2	Y			10/2025		\$11.64
191819	Ponnamaravathy Golden Womens	12/31/2025	Newly Chartered	20	20	0	100.00%	0		1	Y					
190447	Saliyamangalam	10/24/2025	Active	23	23	0	100.00%	0		3	Y					
190372	Sattanathapuram	09/30/2025	Active	27	27	0	100.00%	0		2	Y					
187042	Sirkali Kings	07/31/2025	Active	22	31	9	100.00%	0	0	1	Y					\$18.62
190261	Sirkazhi Central	09/30/2025	Active	21	21	0	100.00%	0		4	Y					
185120	T Palur Pondibazar Kottiyal	07/31/2025	Active	31	31	0	100.00%	0		4	Y			01/2026		
190483	Thanjavur Big Temple	09/30/2025	Active	20	20	0	100.00%	0		4	Y		N			
187217	Thanjavur Elite	07/31/2025	Active	25	25	0	100.00%	0		4	Y			08/2025	90+ Days	
190293	Thanjavur Heritage	09/30/2025	Active	33	33	0	100.00%	0		2	Y			12/2025		
186755	Thanjavur Maharaja	07/31/2025	Active	27	27	0	100.00%	0		0	Y		N	09/2025	90+ Days	
180806	Thanjavur Majestic	06/23/2025	Active	21	0	0	0.00%	0		7	Y	2				
175074	Thanjavur Pragadheeswarar	07/24/2024	Active	21	1	0	5.00%	43		5	Y	2		12/2024		\$1,000.93
190673	Thanjavur Pride Virtual	12/01/2025	Newly Chartered	20	20	0	100.00%	0		1	Y		N			



Club Health Assessment for DISTRICT 3242 F through January 2026

			Status	Membership					Reports					Finance		LCIF
Club Number	Club Name	Charter Date	Times in Status Quo in Past 2 Years	Current Member Count **	YTD Members Added	YTD Members Dropped	YTD Net Growth% ***	Member Count 1 Year Ago	Dropped Members Avg.Length of Service	Months Since Membership Update	Current Officers Reported ****	Current President Repeated Term	VP Reported *****	Last Date Reported Service (mm/yyyy)	Account Balance	YTD Donations
190516	Thirubuvanam Silk City	11/20/2025	Newly Chartered	23	23	0	100.00%	0		0	Y				90+ Days	
190148	Thirukadavur Temple city	09/15/2025	Active	21	21	0	100.00%	0		4	Y					
176734	Thirumarugal Puthagaram	07/30/2024	Active	24	2	2	0.00%	24	1	1	Y		N	01/2026		
190524	Thirumullaivasal	11/21/2025	Newly Chartered	20	20	0	100.00%	0		1	Y		N			
190552	Thirumullaivasal central	10/20/2025	Active	20	20	0	100.00%	0		3	Y					
190384	Thogaimalai	09/30/2025	Active	21	21	0	100.00%	0		2	Y		N			
190398	Thuvrankurichi	09/30/2025	Active	31	31	0	100.00%	0		2	Y					
191639	Tiruchirappalli Indra Ganesan	12/12/2025	Newly Chartered	21	21	0	100.00%	0		1	Y					
177411	Tiruchirappalli K K Nagar	08/16/2024	Active	18	1	4	-14.29%	21	1	1	Y		N	08/2025		
181993	Tiruchirappalli Manikandam	05/02/2025	Active	49	24	0	96.00%	0		0	Y	2		09/2025		
157310	Tiruvarur Vision	02/16/2024	Active	37	3	0	8.82%	30		5	Y		N	07/2025		
180785	V Kaikatti Cement City	03/06/2025	Active	18	0	0	0.00%	0		7	Y	2	N		90+ Days	
178425	Vairichettipalayam Phoenix	11/20/2024	Active	21	0	0	0.00%	21		1	Y	2				
181620	Vaitheeswarankoil Divine City	06/16/2025	Active	20	0	0	0.00%	0		7	N	None				
190557	Valangaiman Temple City	11/25/2025	Newly Chartered	20	20	0	100.00%	0		2	Y					
Clubs more than two years old																
142023	Aandimadam Vilandhai	07/06/2020	Active(2)	14	7	0	100.00%	17		0	Y			09/2025		
	Exc Award (06/30/2023)															
60572	ADIRAMPATTINAM	03/25/1998	Active	42	7	0	20.00%	44		0	Y		N	01/2026		
	Exc Award (06/30/2022)															
120623	Aduthurai	10/31/2013	Active	31	1	0	3.33%	29		0	Y		N	12/2025		
	Exc Award (06/30/2019, 06/30/2023, 06/30/2024)															
151742	Alangudi Anantham	08/01/2022	Active	22	0	0	0.00%	23		4	Y			08/2025		
	Exc Award (06/30/2023, 06/30/2024)															
129993	Alangudi Centennial	02/15/2017	Active	28	0	0	0.00%	31		7	Y			11/2025		
	Exc Award (06/30/2021)															
64924	AMMAPET	01/09/2002	Active	44	5	0	12.82%	37		4	Y		N	01/2026		\$46.55



Club Health Assessment for DISTRICT 3242 F through January 2026

			Status	Membership						Reports				Finance	LCIF	
Club Number	Club Name	Charter Date	Times in Status Quo in Past 2 Years	Current Member Count **	YTD Members Added	YTD Members Dropped	YTD Net Growth% ***	Member Count 1 Year Ago	Dropped Members Avg.Length of Service	Months Since Membership Update	Current Officers Reported ****	Current President Repeated Term	VP Reported *****	Last Date Reported Service (mm/yyyy)	Account Balance	YTD Donations
147390	Exc Award (06/30/2017, 06/30/2018, 06/30/2021) Andimadam	07/04/2021	Active	62	2	0	3.33%	96		3	Y			09/2025		
122923	Exc Award (06/30/2023, 06/30/2024) Andimadam Impress	08/12/2014	Active(1)	49	9	2	16.67%	61	0	2	Y		N	09/2025		\$988.78
137243	Exc Award (06/30/2017, 06/30/2019, 06/30/2020, 06/30/2021, 06/30/2023, 06/30/2024) Andimadam Super Shine	01/16/2019	Active(1)	23	5	0	27.78%	18		0	Y			08/2024		
65093	Exc Award (06/30/2022) ARAVAKURUCHI	03/22/2002	Active	21	2	1	5.00%	28	23	2	Y		N	01/2026		
152065	Exc Award (06/30/2017, 06/30/2023) Arimalam	08/01/2022	Active	36	1	1	0.00%	40	3	4	Y		N	08/2025		
61584	Exc Award (06/30/2023) ARIYALUR	03/02/1999	Active	26	1	0	4.00%	28		2	Y			08/2025		
100499	ARIYALUR CEMENT CITY	11/02/2007	Active(1)	49	22	6	48.48%	40	7	0	Y		N	01/2026		\$2,049.13
142217	Ariyalur Chozha	07/20/2020	Active(2)	25	11	7	19.05%	31	3	5	N	None	N	07/2025		
138870	Exc Award (06/30/2021) Ariyalur Inspire	08/23/2019	Active	22	1	1	0.00%	25	3	1	Y			07/2024		
155080	Exc Award (06/30/2020, 06/30/2023) Ariyalur Kings	08/03/2023	Active(2)	17	4	2	13.33%	22	2	4	Y		N	08/2025		
155086	Ariyalur Mid Town	07/17/2023	Active	31	2	6	-11.43%	34	2	1	Y		N	10/2024		
151744	Exc Award (06/30/2024) Ariyalur Number One	08/24/2022	Active	18	3	3	0.00%	18	2	6	Y		N	07/2025		
131188	Exc Award (06/30/2023) Ariyalur Royal Centennial	06/15/2017	Active(1)	36	0	0	0.00%	36		8	Y		N	08/2025		
63942	AYAKKARANPULAM	01/24/2001	Active(1)	99	18	1	20.73%	83	12	1	Y		N	01/2026	90+ Days	
65235	Exc Award (06/30/2023, 06/30/2024) AYYAMPETTAI TOWN	04/24/2002	Active	40	8	0	25.00%	35		6	Y		N	01/2026		\$23.28
155082	Exc Award (06/30/2021) Bikshandarkoil Oscar	07/18/2023	Active	76	15	0	24.59%	72		2	Y			07/2025		\$1,000.93
100501	Exc Award (06/30/2024) BUDALUR	11/06/2007	Active	41	6	0	17.14%	32		6	Y			01/2026		\$1,043.41



Club Health Assessment for DISTRICT 3242 F through January 2026

			Status	Membership						Reports				Finance	LCIF	
Club Number	Club Name	Charter Date	Times in Status Quo in Past 2 Years	Current Member Count **	YTD Members Added	YTD Members Dropped	YTD Net Growth% ***	Member Count 1 Year Ago	Dropped Members Avg.Length of Service	Months Since Membership Update	Current Officers Reported ****	Current President Repeated Term	VP Reported *****	Last Date Reported Service (mm/yyyy)	Account Balance	YTD Donations
Exc Award (06/30/2021, 06/30/2023, 06/30/2024)																
132272	Chettikulam	07/19/2017	Active(2)	14	0	6	-30.00%	26	6	1	Y	2		08/2024		
65000	CHINNADHARAPURAM	02/13/2002	Active	29	0	0	0.00%	29		12	N	None		12/2024		
Exc Award (06/30/2023)																
136027	Dalmiapuram Shine	08/01/2018	Active(1)	18	5	0	38.46%	22		1	Y			11/2025		
Exc Award (06/30/2023, 06/30/2024)																
108159	DARASURAM	04/21/2010	Cancelled(8*)	0	0	18	-100.00%	0	7	2	N	None		11/2024	90+ Days	
Exc Award (06/30/2023)																
123402	Eravanchery Kings	10/17/2014	Active	47	3	0	6.82%	51		2	Y			12/2025		
Exc Award (06/30/2017, 06/30/2019, 06/30/2021, 06/30/2022)																
151031	Jayankondam	06/07/2022	Active	38	0	0	0.00%	37		8	Y			10/2025		
Exc Award (06/30/2023, 06/30/2024)																
60741	JAYANKONDAM CHOZHAN CITY	05/05/1998	Active	95	7	0	7.95%	96		0	Y			01/2026		\$900.84
Exc Award (06/30/2016, 06/30/2019, 06/30/2021)																
128464	Jayankondam Royal Centennial	08/24/2016	Active(1)	32	1	0	3.23%	39		2	Y		N	12/2025		
Exc Award (06/30/2017)																
146794	Jayankondam Sineham Kings	06/19/2021	Active(1)	54	7	0	14.89%	61		4	Y			10/2025		
Exc Award (06/30/2022, 06/30/2023)																
116030	KABISTHALAM	02/07/2012	Active	35	6	0	20.69%	31		4	Y		N	12/2025		\$50.51
Exc Award (06/30/2016, 06/30/2017, 06/30/2019)																
98671	KALLAKKUDI	02/27/2007	Active(1)	23	3	1	9.52%	21	4	3	Y		N	07/2025		
Exc Award (06/30/2024)																
32400	KARAIKAL	06/11/1976	Active	23	0	0	0.00%	23		7	Y			12/2024		
Exc Award (06/30/2023)																
147509	Karaikal Ammaiayar	07/16/2021	Active	28	6	1	21.74%	17	4	0	Y		N	12/2025		\$1,020.72
98125	KARAIKAL FRENCH TOWN	12/07/2006	Active(1)	31	5	2	10.71%	32	8	5	Y			09/2025		
Exc Award (06/30/2017, 06/30/2023, 06/30/2024)																
123140	Karaikal Impress	09/18/2014	Active	20	3	1	11.11%	22	2	1	Y			08/2025		
Exc Award (06/30/2023)																



Club Health Assessment for DISTRICT 3242 F through January 2026

			Status	Membership						Reports				Finance		LCIF
Club Number	Club Name	Charter Date	Times in Status Quo in Past 2 Years	Current Member Count **	YTD Members Added	YTD Members Dropped	YTD Net Growth% ***	Member Count 1 Year Ago	Dropped Members Avg.Length of Service	Months Since Membership Update	Current Officers Reported ****	Current President Repeated Term	VP Reported *****	Last Date Reported Service (mm/yyyy)	Account Balance	YTD Donations
118240	KARAIKAL KINGS	11/02/2012	Active	14	0	4	-22.22%	19	7	1	Y			01/2026		
	Exc Award (06/30/2017, 06/30/2021, 06/30/2023)															
103897	KARAIKAL PORT CITY	11/03/2008	Active	17	3	0	21.43%	16		5	Y		N	08/2025		
136405	Karaiikal Shine	12/21/2018	Active(1)	10	0	0	0.00%	10		7	Y		N	01/2025		
	Exc Award (06/30/2023)															
63526	KARUR HANDLOOM TEXTILE CITY	08/21/2000	Active	35	5	1	12.90%	37	14	4	Y		N	10/2025		\$1,031.19
	Exc Award (06/30/2017)															
26422	KARUR HOST	01/27/1960	Active	183	2	0	1.11%	190		5	Y		N	01/2026		\$1,019.55
	Exc Award (06/30/2017, 06/30/2021, 06/30/2023, 06/30/2024)															
155089	Karur Imayam	07/17/2023	Active	59	12	4	15.69%	54	2	1	Y		N	01/2026		\$350.33
	Exc Award (06/30/2024)															
78145	KARUR MAJESTIC	01/28/2004	Active	34	9	1	30.77%	29	10	0	Y			01/2026		\$1,273.42
	Exc Award (06/30/2021, 06/30/2023, 06/30/2024)															
155090	Karur Paramathi	07/17/2023	Active	44	10	0	29.41%	34		1	Y			01/2026		
	Exc Award (06/30/2024)															
121558	Karur Platinum	03/13/2014	Active	18	1	7	-25.00%	27	4	1	Y		N	10/2025		
131839	Karur Sakthi	07/03/2017	Active	42	8	0	23.53%	35		0	Y		N	01/2026		\$159.46
	Exc Award (06/30/2020, 06/30/2021, 06/30/2022, 06/30/2023)															
131895	Karur Victory Birds	07/03/2017	Active	15	2	5	-16.67%	21	5	1	Y			09/2025		
	Exc Award (06/30/2021)															
67168	KEERANUR	01/21/2003	Active	58	3	0	5.45%	57		0	Y		R	01/2026		
	Exc Award (06/30/2018, 06/30/2020, 06/30/2021, 06/30/2022, 06/30/2023, 06/30/2024, 06/30/2025, 06/30/3017)															
153736	Keeranur Aram	04/28/2023	Active(1)	30	10	1	42.86%	21	2	3	Y		N	09/2025		
	Exc Award (06/30/2024)															
77435	KILVELUR	09/24/2003	Active	30	7	0	30.43%	23		3	Y		R	12/2025		
	Exc Award (06/30/2017, 06/30/2023, 06/30/2024)															
139658	Kollidam Inspire	10/15/2019	Active	19	3	3	0.00%	23	3	1	Y			08/2025		
	Exc Award (06/30/2020, 06/30/2021, 06/30/2023, 06/30/2024)															



Club Health Assessment for DISTRICT 3242 F through January 2026

			Status	Membership						Reports				Finance	LCIF	
Club Number	Club Name	Charter Date	Times in Status Quo in Past 2 Years	Current Member Count **	YTD Members Added	YTD Members Dropped	YTD Net Growth***	Member Count 1 Year Ago	Dropped Members Avg.Length of Service	Months Since Membership Update	Current Officers Reported ****	Current President Repeated Term	VP Reported *****	Last Date Reported Service (mm/yyyy)	Account Balance	YTD Donations
123300	Koppampatty Impress	10/08/2014	Active	60	1	0	1.69%	59		2	Y			09/2025		
	Exc Award (06/30/2019, 06/30/2021)															
144051	Koppampatty Sineham	12/30/2020	Active(1)	24	0	0	0.00%	39		1	Y		N	07/2025		
	Exc Award (06/30/2023)															
135816	Koppanapatty Shine	07/26/2018	Active	59	11	0	22.92%	53		0	Y			01/2026		
	Exc Award (06/30/2022, 06/30/2023, 06/30/2024)															
109251	KOTTUCHERRY EDUCATIONAL CITY	09/17/2010	Active(1)	24	0	0	0.00%	24		5	Y			11/2025		
	Exc Award (06/30/2017, 06/30/2023)															
142662	Kottucherry Royal	09/08/2020	Active	25	2	0	8.70%	23		0	Y		N	11/2025		\$23.28
	Exc Award (06/30/2023, 06/30/2024)															
121571	Kudanthai A G E	03/14/2014	Active	46	5	0	12.20%	46		4	Y			09/2025		\$1,029.21
	Exc Award (06/30/2020, 06/30/2021, 06/30/2023)															
65220	KUDANTHAI CAUVERY	04/15/2002	Active	62	5	4	1.64%	62	7	0	Y		N	08/2025		\$1,043.76
	Exc Award (06/30/2020, 06/30/2021, 06/30/2023)															
58899	KUDANTHAI CITY	12/02/1996	Active	71	4	5	-1.39%	71	9	1	Y		R	09/2025		\$423.65
	Exc Award (06/30/2016, 06/30/2019, 06/30/2021, 06/30/2022, 06/30/2025)															
118512	KUDANTHAI GREEN TOWN	12/26/2012	Active	34	5	0	17.24%	29		4	Y			01/2026	90+ Days	\$100.09
	Exc Award (06/30/2023, 06/30/2024)															
156000	Kudanthai Kings	09/12/2023	Active	19	2	1	5.56%	20	2	4	Y			11/2025		
	Exc Award (06/30/2024)															
132922	Kudanthai Maha Sakthi	10/24/2017	Active	157	12	26	-8.19%	154	3	1	Y		N	01/2026		\$1,901.06
	Exc Award (06/30/2019, 06/30/2021, 06/30/2022, 06/30/2023)															
145170	Kudanthai Marudham	03/10/2021	Active	36	4	0	12.50%	36		0	Y		N	11/2025		
143243	Kudanthai Youth Stars	10/15/2020	Active	20	3	6	-13.04%	22	4	2	Y		N	08/2025		\$10.82
	Exc Award (06/30/2022)															
42620	KULITHALAI	04/26/1983	Active	51	2	0	4.08%	49		5	Y		N	01/2026		\$2,886.20
	Exc Award (06/30/2019, 06/30/2023, 06/30/2024)															
128465	Kulithalai Centennial	08/24/2016	Active(1)	26	2	0	8.33%	25		3	Y		N	08/2025		
	Exc Award (06/30/2021, 06/30/2023)															



Club Health Assessment for DISTRICT 3242 F through January 2026

			Status	Membership						Reports				Finance		LCIF
Club Number	Club Name	Charter Date	Times in Status Quo in Past 2 Years	Current Member Count **	YTD Members Added	YTD Members Dropped	YTD Net Growth% ***	Member Count 1 Year Ago	Dropped Members Avg.Length of Service	Months Since Membership Update	Current Officers Reported ****	Current President Repeated Term	VP Reported *****	Last Date Reported Service (mm/yyyy)	Account Balance	YTD Donations
26424	KUMBAKONAM HOST	11/05/1967	Active	139	11	2	6.92%	150	9	1	Y		N	01/2026		\$150.14
	Exc Award (06/30/2017, 06/30/2020, 06/30/2022)															
82492	KUMBAKONAM KUDANTHAI MAHAMAHAM	06/02/2004	Active	45	13	2	32.35%	51	7	1	Y			01/2026		\$1,102.02
	Exc Award (06/30/2016, 06/30/2017, 06/30/2021, 06/30/2023, 06/30/2024)															
101618	KUMBAKONAM TEMPLE CITY	03/27/2008	Active	29	1	0	3.57%	41		2	Y			01/2026		
	Exc Award (06/30/2023, 06/30/2024)															
144291	Kumbakonam Vallalar	12/31/2020	Active	30	3	1	7.14%	32	3	2	Y			10/2025		\$50.05
	Exc Award (06/30/2021)															
44678	KUTTALAM	02/13/1985	Active	58	3	1	3.57%	54	3	1	Y			12/2025		
	Exc Award (06/30/2021, 06/30/2022, 06/30/2023, 06/30/2024)															
35259	LALGUDI	03/06/1978	Active	58	3	2	1.75%	61	2	1	Y		N	12/2025		
	Exc Award (06/30/2018, 06/30/2021, 06/30/2023, 06/30/2024)															
60341	MADUKKUR	02/03/1998	Active(1)	32	1	0	3.23%	38		6	Y		N	07/2025		
	Exc Award (06/30/2017, 06/30/2018, 06/30/2021)															
65074	MANACHANALLUR	03/12/2002	Active	46	5	1	9.52%	45	5	1	Y		N	12/2025		
	Exc Award (06/30/2017, 06/30/2020, 06/30/2021, 06/30/2023)															
99346	MANAPPARAI	05/08/2007	Active(1)	72	4	21	-19.10%	94	4	1	Y		N	11/2025		\$1,000.93
	Exc Award (06/30/2016, 06/30/2020, 06/30/2021, 06/30/2022)															
143194	Manapparai Wisdom	11/03/2020	Active	25	5	0	25.00%	22		0	Y	2	N	01/2026		
40397	MANNARGUDI HOST	09/09/1981	Active	56	3	1	3.70%	55	4	0	Y		N	01/2026		
	Exc Award (06/30/2017, 06/30/2020, 06/30/2021)															
147368	Mannargudi Manitham	07/06/2021	Active(1)	19	3	0	18.75%	22		0	Y		N	01/2026		
	Exc Award (06/30/2023)															
146287	Mannargudi Sineham	06/16/2021	Active(1)	20	6	1	33.33%	20	8	2	Y		N	08/2025		\$2,000.93
120898	Mannargudi Temple City	12/05/2013	Active(1)	36	4	10	-14.29%	42	6	0	Y			08/2025		
	Exc Award (06/30/2019, 06/30/2021)															
98127	MATHUR	12/07/2006	Active	28	6	0	27.27%	21		6	Y		IP	07/2024		
	Exc Award (06/30/2023)															



Club Health Assessment for DISTRICT 3242 F through January 2026

			Status	Membership						Reports				Finance		LCIF
Club Number	Club Name	Charter Date	Times in Status Quo in Past 2 Years	Current Member Count **	YTD Members Added	YTD Members Dropped	YTD Net Growth% ***	Member Count 1 Year Ago	Dropped Members Avg.Length of Service	Months Since Membership Update	Current Officers Reported ****	Current President Repeated Term	VP Reported *****	Last Date Reported Service (mm/yyyy)	Account Balance	YTD Donations
60168	MAYILADUTHURAI CENTRAL	12/02/1997	Active	128	6	1	4.07%	130	2	0	Y		N	11/2025		\$4,954.60
	Exc Award (06/30/2017, 06/30/2022, 06/30/2023, 06/30/2024)															
138306	Mayiladuthurai Central Shine	06/19/2019	Active	35	7	10	-7.89%	34	4	1	Y		N	12/2025		\$1,050.97
	Exc Award (06/30/2021)															
64305	MAYILADUTHURAI NEW CENTURY	05/14/2001	Active	29	0	0	0.00%	32		5	Y			06/2025		
	Exc Award (06/30/2023)															
148194	Mayiladuthurai Spectrum	09/14/2021	Active	21	4	0	23.53%	22		4	Y			01/2026		
127217	Mayiladuthurai Victory	04/07/2016	Active	27	5	4	3.85%	26	4	1	Y			10/2025		
	Exc Award (06/30/2023, 06/30/2024)															
26434	MAYURAM	12/12/1966	Active(1)	83	6	1	6.41%	75	1	0	Y		N	01/2026		
	Exc Award (06/30/2017, 06/30/2019)															
123897	Meensurutty Impress	12/30/2014	Active(2)	22	0	0	0.00%	22		17	N	None		09/2024		
	Exc Award (06/30/2023)															
65211	MIMISAL	04/09/2002	Active(1)	26	0	3	-10.34%	29	9	3	Y			10/2025		\$100.09
	Exc Award (06/30/2023)															
33781	MUSIRI	04/14/1977	Active	77	4	0	5.48%	72		5	Y			12/2025		
	Exc Award (06/30/2017, 06/30/2020, 06/30/2023, 06/30/2024)															
138871	Musiri Inspire	08/26/2019	Active	48	4	0	9.09%	44		5	Y		N	01/2025		
	Exc Award (06/30/2020, 06/30/2021, 06/30/2022, 06/30/2023, 06/30/2024, 06/30/2025)															
154375	Musiri Town	06/07/2023	Active	48	4	0	9.09%	42		5	Y			07/2024		
45749	MUTHUPET	01/06/1986	Active	32	7	0	28.00%	25		5	Y			11/2025		
	Exc Award (06/30/2020, 06/30/2023)															
68615	NAGAPATTINAM PORT TOWN	04/15/2003	Active(1)	40	3	1	5.26%	38	0	0	Y		N	11/2025		\$100.09
	Exc Award (06/30/2023)															
133158	Nagapattinam Temple City	11/19/2017	Active	39	17	7	34.48%	30	4	0	Y		N	01/2026		
	Exc Award (06/30/2023)															
36359	NAGORE NAGAPATTINAM	12/11/1978	Active(1)	75	7	1	8.70%	84	1	0	Y		N	01/2026		\$3,239.05
	Exc Award (06/30/2023, 06/30/2024)															
57535	NANNILAM	11/10/1995	Active(1)	11	3	1	22.22%	11	4	1	Y		IP	08/2024		
	Exc Award (06/30/2017, 06/30/2020)															



Club Health Assessment for DISTRICT 3242 F through January 2026

			Status	Membership						Reports				Finance		LCIF
Club Number	Club Name	Charter Date	Times in Status Quo in Past 2 Years	Current Member Count **	YTD Members Added	YTD Members Dropped	YTD Net Growth% ***	Member Count 1 Year Ago	Dropped Members Avg.Length of Service	Months Since Membership Update	Current Officers Reported ****	Current President Repeated Term	VP Reported *****	Last Date Reported Service (mm/yyyy)	Account Balance	YTD Donations
64332	NATCHIAR KOIL	05/22/2001	Active	63	7	13	-8.70%	74	6	0	Y		N	01/2026		\$1,205.77
	Exc Award (06/30/2017, 06/30/2018, 06/30/2019, 06/30/2021)															
151345	Nedungadu	06/20/2022	Active	44	14	1	41.94%	34	0	0	Y		N	10/2025		
	Exc Award (06/30/2023)															
123790	Noyyal	12/12/2014	Active	45	3	0	7.14%	46		5	Y			08/2025		
	Exc Award (06/30/2023)															
56859	ORATHANAD	04/20/1995	Active(1)	50	1	0	2.04%	54		6	Y			10/2025		\$29.10
	Exc Award (06/30/2017, 06/30/2021, 06/30/2023, 06/30/2024)															
61766	PADALUR	04/06/1999	Active	63	14	2	23.53%	57	1	2	Y		N	11/2025		\$111.16
108204	PADALUR HEAVEN	04/23/2010	Active	48	1	0	2.13%	46		6	Y			01/2026		
	Exc Award (06/30/2021)															
132201	Palakurichy Pride	08/07/2017	Active	11	0	3	-21.43%	13	6	4	Y			01/2024	90+ Days	
	Exc Award (06/30/2023)															
60169	PALLAPATTI	12/01/1997	Active	41	13	2	36.67%	29	2	0	Y		N	04/2025		\$1,101.02
112167	PANDANALLUR	09/02/2011	Active	26	1	1	0.00%	26	4	1	Y	2	N	09/2025		
	Exc Award (06/30/2023, 06/30/2024)															
43289	PAPANASAM	12/13/1983	Active	61	2	0	3.39%	65		2	Y		N	01/2026		\$697.17
	Exc Award (06/30/2017, 06/30/2019, 06/30/2021, 06/30/2022)															
153499	Papanasam Kings	01/27/2023	Active	37	1	0	2.78%	43		6	Y		N	09/2025		
	Exc Award (06/30/2023, 06/30/2024)															
151260	Parasalur Royal City	06/20/2022	Active(1)	20	3	0	17.65%	24		6	Y			07/2025		
	Exc Award (06/30/2023)															
26440	PATTUKKOTTAI HOST	02/07/1972	Active(1)	73	1	0	1.39%	72		2	Y		N	08/2025		
	Exc Award (06/30/2016, 07/01/2017)															
66409	PATTUKKOTTAI QUEEN CITY	06/28/2002	Active	46	0	0	0.00%	46		8	Y			07/2025		
	Exc Award (06/30/2017, 06/30/2020)															
65056	PATTUKOTTAI SILK CITY	03/06/2002	Active(1)	25	0	0	0.00%	27		8	Y	2		09/2025		
	Exc Award (06/30/2016, 06/30/2017, 06/30/2023, 06/30/2024)															
43681	PERAMBALUR	03/12/1984	Active(1)	257	5	1	1.58%	269	9	2	Y			08/2025		
	Exc Award (06/30/2017, 06/30/2023)															



Club Health Assessment for DISTRICT 3242 F through January 2026

			Status	Membership						Reports				Finance	LCIF	
Club Number	Club Name	Charter Date	Times in Status Quo in Past 2 Years	Current Member Count **	YTD Members Added	YTD Members Dropped	YTD Net Growth% ***	Member Count 1 Year Ago	Dropped Members Avg.Length of Service	Months Since Membership Update	Current Officers Reported ****	Current President Repeated Term	VP Reported *****	Last Date Reported Service (mm/yyyy)	Account Balance	YTD Donations
131328	Perambalur Centennial	06/16/2017	Active(1)	31	2	0	6.90%	29		2	Y		N	07/2025		
	Exc Award (06/30/2020, 06/30/2021, 06/30/2022, 06/30/2023)															
131382	Perambalur Royal Centennial	06/16/2017	Active(1)	30	7	0	30.43%	29		0	Y			01/2026		\$100.09
	Exc Award (06/30/2021, 06/30/2023)															
134779	Perambalur Supreme	06/15/2018	Active	59	16	12	7.27%	52	4	2	Y		N	07/2025		
	Exc Award (06/30/2022, 06/30/2023, 06/30/2024)															
155085	Perambalur Supreme Star	07/17/2023	Active	25	1	0	4.17%	21		3	Y		N	08/2025		
135297	Perambalur Town	06/20/2018	Active(1)	38	1	1	0.00%	35	8	0	Y		N	01/2026		
127446	Perambalur Victory	05/04/2016	Active	117	9	0	8.33%	140		1	Y			01/2026		
	Exc Award (06/30/2018, 06/30/2021)															
55906	PERAVURANI	06/27/1994	Active	103	22	0	27.16%	84		0	Y		N	09/2025		
	Exc Award (06/30/2017, 06/30/2019, 06/30/2021, 06/30/2023)															
138872	Peravurani Coconut City Inspire	08/26/2019	Active	64	15	5	18.52%	53	3	0	Y			01/2026	90+ Days	
	Exc Award (06/30/2020, 06/30/2021)															
46991	PONNAMARAVATHY	02/27/1987	Active	52	1	0	1.96%	52		6	Y			07/2025	90+ Days	
	Exc Award (06/30/2017, 06/30/2020, 06/30/2023, 06/30/2024)															
66901	PONNAMARAVATHY CITY	11/22/2002	Active	58	4	3	1.75%	57	9	0	Y			01/2026		\$1,005.35
	Exc Award (06/30/2017, 06/30/2021, 06/30/2024)															
66909	PONNAMARAVATHY ROYAL	11/22/2002	Active	102	10	3	7.37%	93	5	2	Y		N	01/2026		\$1,060.29
	Exc Award (06/30/2016, 06/30/2017, 06/30/2022, 06/30/2023, 06/30/2024)															
136613	Ponnamaravathy Shine	11/29/2018	Active	39	3	2	2.63%	44	1	1	Y		N	08/2025	90+ Days	
	Exc Award (06/30/2020, 06/30/2021, 06/30/2022, 06/30/2023)															
148701	Poompuhar	11/16/2021	Active	32	6	0	23.08%	31		2	Y		N	12/2025		
	Exc Award (06/30/2023, 06/30/2024)															
150522	Poonthottam	04/14/2022	Active	28	9	4	21.74%	28	3	1	Y			01/2026		
44679	PORAYAR TRANQUEBAR	02/04/1985	Active(1)	38	4	0	11.76%	39		0	Y		R	01/2026		
	Exc Award (06/30/2022)															
153929	Pudukkottai Anandham	03/20/2023	Active(1)	22	0	0	0.00%	22		6	Y			09/2025		



Club Health Assessment for DISTRICT 3242 F through January 2026

			Status	Membership						Reports				Finance		LCIF
Club Number	Club Name	Charter Date	Times in Status Quo in Past 2 Years	Current Member Count **	YTD Members Added	YTD Members Dropped	YTD Net Growth% ***	Member Count 1 Year Ago	Dropped Members Avg.Length of Service	Months Since Membership Update	Current Officers Reported ****	Current President Repeated Term	VP Reported *****	Last Date Reported Service (mm/yyyy)	Account Balance	YTD Donations
154799	Pudukkottai Aram	06/20/2023	Active	21	4	1	16.67%	25	3	0	Y			09/2025		
	Exc Award (06/30/2024)															
131940	Pudukkottai Century	07/03/2017	Active(1)	21	1	0	5.00%	27		4	Y			07/2025		
153988	Pudukkottai Kings	04/19/2023	Active	18	0	0	0.00%	17		8	Y					
90241	PUDUKKOTTAI VICTORY	11/29/2005	Active	33	1	0	3.13%	37		5	Y		N	01/2026		
	Exc Award (06/30/2017, 06/30/2021, 06/30/2023)															
64069	PUGALUR	03/12/2001	Active(1)	14	0	0	0.00%	24		7	Y	2		09/2024		
	Exc Award (06/30/2017, 06/30/2023)															
131851	Pullambadi Pride	07/03/2017	Active	29	4	2	7.41%	37	8	2	Y		N	10/2025		
	Exc Award (06/30/2020)															
135438	S Pudur Sky Well Shine	07/26/2018	Active	62	6	2	6.90%	60	7	0	Y		N	12/2025		\$1,050.98
	Exc Award (06/30/2019, 06/30/2021)															
60895	SANKARANPANDAL	06/16/1998	Active	31	0	0	0.00%	34		3	Y			08/2025		
	Exc Award (06/30/2017, 06/30/2020, 06/30/2024)															
57136	SEMBANARKOIL	06/28/1995	Active	84	14	0	20.00%	72		0	Y		N	01/2026		\$2,776.19
	Exc Award (06/30/2016, 06/30/2017, 06/30/2020, 06/30/2024)															
150729	Sembanarkoil Kings	05/19/2022	Active	28	2	0	7.69%	35		6	Y			09/2024		
	Exc Award (06/30/2024)															
136922	Sembanarkoil Shine	12/21/2018	Active(1)	33	3	2	3.13%	28	2	5	Y		N	04/2025		
	Exc Award (06/30/2020, 06/30/2022)															
78709	SEMBANARKOIL TEMPLE CITY	04/01/2004	Active	5	0	0	0.00%	0		3	Y			10/2025		
146066	Sendurai Sineham	05/04/2021	Active	38	2	0	5.56%	40		2	Y		R	07/2025		
	Exc Award (06/30/2022, 06/30/2023, 06/30/2024)															
109038	SENGIPATTI	08/06/2010	Active(1)	17	2	2	0.00%	17	9	2	Y			08/2024		
38747	SIRKAZHI	06/18/1980	Active	62	2	3	-1.59%	63	2	0	Y			01/2026		\$1,140.59
	Exc Award (06/30/2021)															
26448	SRIRANGAM	09/17/1967	Active(1)	40	7	6	2.56%	37	15	0	Y			12/2025		\$1,019.55
	Exc Award (06/30/2021)															
147159	Srirangam Classic	07/29/2021	Active	17	0	0	0.00%	20		7	Y		N	07/2025		
	Exc Award (06/30/2023)															



Club Health Assessment for DISTRICT 3242 F through January 2026

			Status	Membership					Reports				Finance		LCIF	
Club Number	Club Name	Charter Date	Times in Status Quo in Past 2 Years	Current Member Count **	YTD Members Added	YTD Members Dropped	YTD Net Growth% ***	Member Count 1 Year Ago	Dropped Members Avg.Length of Service	Months Since Membership Update	Current Officers Reported ****	Current President Repeated Term	VP Reported *****	Last Date Reported Service (mm/yyyy)	Account Balance	YTD Donations
139134	Srirangam Inspire	08/26/2019	Active	57	11	0	23.91%	56		2	Y			10/2025	90+ Days	
	Exc Award (06/30/2020, 06/30/2021, 06/30/2023)															
125759	Srirangam Royal	09/16/2015	Active	31	0	0	0.00%	49		7	Y		N	11/2024		
	Exc Award (06/30/2020, 06/30/2021)															
65226	SWAMIMALAI	04/15/2002	Active	54	5	0	10.20%	51		5	Y			09/2025		
	Exc Award (06/30/2020, 06/30/2021, 06/30/2023)															
52081	T PALUR	10/10/1991	Active	47	1	0	2.17%	55		6	Y		N	05/2025		\$100.09
	Exc Award (06/30/2017, 06/30/2019, 06/30/2020, 06/30/2021, 06/30/2023)															
106485	THALANAYAR	08/31/2009	Active(1)	16	3	1	14.29%	17	16	1	Y			11/2025		
155087	Thanjavur Aadhavan	07/31/2023	Active	34	9	3	21.43%	33	2	0	Y		N	01/2026		\$1,101.02
	Exc Award (06/30/2024)															
153222	Thanjavur Agaram	12/19/2022	Active	16	1	1	0.00%	16	2	1	Y			09/2025		
	Exc Award (06/30/2023)															
115106	THANJAVUR AGRO CITY	09/16/2011	Active	9	0	3	-25.00%	13	2	1	Y		R	07/2025		
	Exc Award (06/30/2017)															
142890	Thanjavur AMC Alumni Virtual	09/17/2020	Active(1)	23	2	4	-8.00%	37	7	4	Y			09/2025		\$1,051.56
	Exc Award (06/30/2022, 06/30/2023, 06/30/2024)															
82637	THANJAVUR ANCIENT CITY	06/16/2004	Active	40	4	2	5.26%	39	1	0	Y			12/2025		\$1,000.93
	Exc Award (06/30/2017, 06/30/2020)															
135191	Thanjavur Arasan	06/15/2018	Active	37	12	2	37.04%	47	1	1	Y			01/2026		\$1,000.93
	Exc Award (06/30/2021, 06/30/2023, 06/30/2024)															
67182	THANJAVUR ART CITY	01/21/2003	Active	47	4	0	9.30%	45		0	Y			10/2025		\$1,129.31
	Exc Award (06/30/2016, 06/30/2021, 06/30/2022, 06/30/2023)															
127625	Thanjavur Cauvery	06/07/2016	Active	54	5	3	3.85%	58	11	1	Y		N	01/2026		\$2,001.86
	Exc Award (06/30/2021, 06/30/2022)															
147727	Thanjavur Chakra	08/09/2021	Active	34	6	0	21.43%	32		6	Y		N	09/2025		
58139	THANJAVUR CHOLA	04/15/1996	Active(1)	42	6	0	16.67%	34		0	Y		N	01/2026		
	Exc Award (06/30/2022)															
26450	THANJAVUR HOST	03/28/1960	Active	87	11	1	12.99%	77	0	0	Y		N	07/2025		\$2,145.02




Club Health Assessment for DISTRICT 3242 F through January 2026

			Status	Membership						Reports				Finance	LCIF	
Club Number	Club Name	Charter Date	Times in Status Quo in Past 2 Years	Current Member Count **	YTD Members Added	YTD Members Dropped	YTD Net Growth% ***	Member Count 1 Year Ago	Dropped Members Avg.Length of Service	Months Since Membership Update	Current Officers Reported ****	Current President Repeated Term	VP Reported *****	Last Date Reported Service (mm/yyyy)	Account Balance	YTD Donations
125956	Exc Award (06/30/2016, 06/30/2021, 06/30/2022, 06/30/2023, 06/30/2024) Thanjavur Kings	10/14/2015	Active	56	8	0	16.67%	49		0	Y			01/2026		\$986.09
135911	Exc Award (06/30/2017, 06/30/2018, 06/30/2021, 06/30/2023) Thanjavur Liberty Shine	07/20/2018	Active(1)	15	7	5	15.38%	0	1	1	Y		R	01/2026		
156468	Exc Award (06/30/2019) Thanjavur Maharani	10/27/2023	Active(1)	32	2	0	6.67%	29		4	Y			08/2025		\$1,000.93
65212	THANJAVUR PALACE CITY	04/09/2002	Active	22	5	1	22.22%	21	16	1	Y			08/2025		
107002	Exc Award (06/30/2021, 06/30/2023) THANJAVUR PRINCE	12/11/2009	Active	59	10	4	11.32%	59	3	1	Y		N	01/2026		\$209.83
154820	Exc Award (06/30/2018, 06/30/2023, 06/30/2024) Thanjavur Sigaram	06/19/2023	Active(1)	17	1	1	0.00%	23	12	3	Y			08/2024		
154682	Exc Award (06/30/2024) Thanjavur Supreme	06/19/2023	Active(1)	23	8	2	35.29%	17	1	5	Y			01/2026		\$100.09
62451	Exc Award (06/30/2024) THANJAVUR TEMPLE CITY	10/22/1999	Active	33	2	2	0.00%	37	7	4	Y			01/2026		\$1,851.72
110629	Exc Award (06/30/2017) THANJAVUR THENDRAL	03/22/2011	Active(1)	13	4	1	30.00%	11	5	1	Y			01/2026		
66756	THANJAVUR VASANDHAM	10/31/2002	Active	95	1	3	-2.06%	111	6	1	Y		N	11/2025		\$1,000.93
62679	Exc Award (06/30/2017, 06/30/2020, 06/30/2021, 06/30/2023, 06/30/2024) THANJAVUR VICTORY	01/06/2000	Active	72	5	3	2.86%	73	5	1	Y		N	07/2025	90+ Days	
148611	Exc Award (06/30/2017, 06/30/2018, 06/30/2020, 06/30/2021) Tharangambadi Ozone Beach	11/02/2021	Active(1)	20	3	0	17.65%	21		5	Y		R	07/2024		
97036	Exc Award (06/30/2023) THIRUCHIRAPPALLI HELEN KELLER	04/27/2006	Active	19	2	1	5.56%	15	1	1	Y		R	10/2025		
151423	Exc Award (06/30/2017, 06/30/2025) Thirukkattupalli Agneeswarar	06/23/2022	Active	27	3	0	12.50%	24		2	Y		N	11/2025		
63574	Exc Award (06/30/2023) THIRUMAKKOTTAI	09/12/2000	Active(1)	35	0	0	0.00%	40		2	Y		N	08/2025		
126963	Exc Award (06/30/2020) Thirumanur	03/15/2016	Active(1)	51	0	0	0.00%	51		1	Y			08/2024		\$3,080.77



Club Health Assessment for DISTRICT 3242 F through January 2026

			Status	Membership						Reports				Finance	LCIF	
Club Number	Club Name	Charter Date	Times in Status Quo in Past 2 Years	Current Member Count **	YTD Members Added	YTD Members Dropped	YTD Net Growth% ***	Member Count 1 Year Ago	Dropped Members Avg.Length of Service	Months Since Membership Update	Current Officers Reported ****	Current President Repeated Term	VP Reported *****	Last Date Reported Service (mm/yyyy)	Account Balance	YTD Donations
Exc Award (06/30/2020, 06/30/2023, 06/30/2024)																
98878	THIRUNAGESWARAM	03/20/2007	Active(1)	64	5	0	8.47%	56		0	Y		N	01/2026		\$1,101.02
Exc Award (06/30/2017)																
65223	THIRUNALLAR TEMPLE CITY	04/15/2002	Active	32	14	1	68.42%	16	10	0	Y		N	09/2025		
Exc Award (06/30/2017)																
128342	Thiruthuraipoondi Centennial	08/11/2016	Active(1)	34	4	0	13.33%	36		5	Y		N	08/2025		
Exc Award (06/30/2020, 06/30/2023, 06/30/2024)																
26454	THIRUVAIYARU	02/26/1971	Active(1)	36	0	0	0.00%	40		6	Y		N	09/2025		\$968.34
Exc Award (06/30/2016, 06/30/2021, 06/30/2023, 06/30/2024)																
65218	THIRUVENGADU	04/15/2002	Active(1)	32	2	2	0.00%	33	4	1	Y			11/2025		
Exc Award (06/30/2017)																
110332	Thiruvidamarudur	02/08/2011	Active	37	6	0	19.35%	39		1	Y		N	07/2024		
Exc Award (06/30/2023, 06/30/2024)																
153260	Thuraiyur Princess	01/20/2023	Active	19	2	0	11.76%	17		2	Y			01/2026	90+ Days	
Exc Award (06/30/2023)																
55255	THURAIYUR TOWN	01/31/1994	Active	26	1	0	4.00%	27		6	Y			12/2024		
Exc Award (06/30/2021)																
56432	THUVAKUDIMALAI	01/16/1995	Active	25	3	0	13.64%	23		1	Y			07/2025		\$902.38
Exc Award (06/30/2016, 06/30/2021, 06/30/2022)																
124819	Tiruchirapalli Kattur	05/11/2015	Active	30	1	6	-14.29%	35	6	1	Y			07/2025		
Exc Award (06/30/2017, 06/30/2019, 06/30/2023)																
49817	TIRUCHIRAPALLI METROPOLITAN	08/21/1989	Active	31	2	0	6.90%	35		3	Y		N	01/2026		\$863.07
Exc Award (06/30/2023)																
39240	TIRUCHIRAPALLI MID TOWN	12/05/1980	Active	44	10	0	29.41%	37		2	Y		N	10/2025		
Exc Award (06/30/2021)																
31966	TIRUCHIRAPALLI ROCK CITY	03/26/1976	Active	35	2	1	2.94%	36	11	1	Y			11/2025		\$503.77
Exc Award (06/30/2017, 06/30/2021)																
58684	TIRUCHIRAPALLI THILLAINAGAR	09/06/1996	Active	45	4	10	-11.76%	49	5	1	Y		N	12/2025		
Exc Award (06/30/2016, 06/30/2017, 06/30/2023)																



Club Health Assessment for DISTRICT 3242 F through January 2026

			Status	Membership						Reports				Finance		LCIF
Club Number	Club Name	Charter Date	Times in Status Quo in Past 2 Years	Current Member Count **	YTD Members Added	YTD Members Dropped	YTD Net Growth% ***	Member Count 1 Year Ago	Dropped Members Avg.Length of Service	Months Since Membership Update	Current Officers Reported ****	Current President Repeated Term	VP Reported *****	Last Date Reported Service (mm/yyyy)	Account Balance	YTD Donations
51255	TIRUCHIRAPALLI WORAIYUR Exc Award (06/30/2019, 06/30/2020)	01/23/1991	Active	38	8	2	18.75%	35	6	0	Y			01/2026	90+ Days	\$2,050.74
138873	Tiruchirappalli Aanaika Inspire Exc Award (06/30/2020)	08/23/2019	Active(1)	22	1	0	4.76%	23		6	Y		N	01/2026		
125590	Tiruchirappalli Classic Exc Award (06/30/2017, 06/30/2021, 06/30/2023)	08/24/2015	Active	39	7	3	11.43%	33	2	1	Y		N	09/2025		
118673	TIRUCHIRAPPALLI ELITE	01/29/2013	Active	24	1	0	4.35%	23		5	Y			08/2025		
142271	Tiruchirappalli Fortune Exc Award (06/30/2021)	07/22/2020	Active	51	2	0	4.08%	49		2	Y			11/2025		\$1,740.69
156315	Tiruchirappalli Galaxy Exc Award (06/30/2024)	09/30/2023	Active(1)	12	1	0	9.09%	21		5	Y			01/2026		
26457	TIRUCHIRAPPALLI HOST Exc Award (06/30/2017, 06/30/2019, 06/30/2023)	11/10/1959	Active	51	2	1	2.00%	56	1	1	Y		N	08/2025		
134016	Tiruchirappalli Premier Pride	04/09/2018	Active(2)	11	12	10	22.22%	10	5	0	Y	3		12/2024		
137244	Tiruchirappalli Rockcity Shine Exc Award (06/30/2020, 06/30/2023)	02/06/2019	Active	23	6	0	35.29%	17		1	Y			01/2026		
139331	Tiruchirappalli Rockfort Inspire Exc Award (06/30/2020, 06/30/2021)	08/26/2019	Active	42	8	0	23.53%	45		5	Y		R	12/2025		
99205	TIRUCHIRAPPALLI ROCKTOWN Exc Award (06/30/2016, 06/30/2017)	04/24/2007	Active(1)	18	2	0	12.50%	20		4	Y		N	01/2020	\$1,000.01	
155083	Tiruchirappalli Royal Exc Award (06/30/2024)	07/17/2023	Active	26	2	5	-10.34%	35	2	1	Y		N	10/2025	90+ Days	
147702	Tiruchirappalli Sakthi	07/29/2021	Active(1)	20	6	0	42.86%	20		0	Y			01/2026		
136841	Tiruchirappalli Shine City	11/21/2018	Active	29	9	0	45.00%	29		4	Y			11/2025		\$11.64
142235	Tiruchirappalli Techno City	07/28/2020	Active(1)	5	0	0	0.00%	5		7	Y	2		07/2025		
130002	Tiruchrappalli Vasantham Centennial Exc Award (06/30/2021)	02/15/2017	Active	11	1	0	10.00%	11		5	Y			01/2026		
55378	TIRUKKATTUPPALLI Exc Award (06/30/2017, 06/30/2020, 06/30/2023)	03/07/1994	Active	20	1	0	5.26%	18		2	N	None		10/2024		



Club Health Assessment for DISTRICT 3242 F through January 2026

			Status	Membership						Reports				Finance		LCIF	
Club Number	Club Name	Charter Date	Times in Status Quo in Past 2 Years	Current Member Count **	YTD Members Added	YTD Members Dropped	YTD Net Growth% ***	Member Count 1 Year Ago	Dropped Members Avg.Length of Service	Months Since Membership Update	Current Officers Reported ****	Current President Repeated Term	VP Reported *****	Last Date Reported Service (mm/yyyy)	Account Balance	YTD Donations	
41420	TIRUTHURAI PUNDI TOWN	05/10/1982	Active	65	3	2	1.56%	62	38	1	Y		N	01/2026	90+ Days		
	Exc Award (06/30/2021)																
149914	Tiruvarur All is Well	04/06/2022	Active(1)	30	1	0	3.45%	28		6	Y			08/2025			
	Exc Award (06/30/2023)																
121706	Tiruvarur Araneri	03/28/2014	Active	388	1	18	-4.20%	412	3	0	Y		N	01/2026			
	Exc Award (06/30/2021, 06/30/2023, 06/30/2024)																
135452	Tiruvarur Arockiyamadha Shine	07/18/2018	Active(1)	15	1	1	0.00%	15	4	4	Y			11/2025			
	Exc Award (06/30/2023)																
77885	TIRUVARUR CAR CITY	12/02/2003	Active	94	6	1	5.62%	88	22	2	Y			09/2025			
	Exc Award (06/30/2018, 06/30/2021)																
26459	TIRUVARUR HOST	12/11/1968	Active	43	5	5	0.00%	43	7	0	Y			10/2025			
	Exc Award (06/30/2023)																
118513	TIRUVARUR MANUNEEDHI	01/02/2013	Active	47	4	0	9.30%	50		0	Y	2		01/2026			
	Exc Award (06/30/2016, 06/30/2019, 06/30/2022)																
120173	Tiruvarur Victory	08/19/2013	Active	38	6	0	18.75%	32		0	Y		R	09/2024			
	Exc Award (06/30/2023)																
120346	Tiruvarur Vilamal	09/16/2013	Active(1)	27	3	0	12.50%	26		3	Y		N	01/2026			
	Exc Award (06/30/2021)																
29704	TIRUVERUMBUR	07/24/1974	Active	47	14	6	20.51%	49	7	0	Y			01/2026		\$1,000.93	
	Exc Award (06/30/2021, 06/30/2023)																
64344	TRICHIRAPALLI KARUMANDAPAM	05/30/2001	Active	31	10	9	3.33%	30	12	0	Y		N	01/2026		\$1,000.93	
	Exc Award (06/30/2020, 06/30/2023)																
54979	TRICHIRAPALLI MAJESTIC	10/19/1993	Active	14	1	2	-6.67%	16	17	1	Y	2		07/2025			
103691	TRICHIRAPPALLI PREMIER	09/22/2008	Active	55	10	4	12.24%	54	11	1	Y		R	01/2026			
	Exc Award (06/30/2017, 06/30/2018, 06/30/2019, 06/30/2021)																
106256	TRICHY GOLDEN BAZAAR	08/13/2009	Active(2)	24	2	3	-4.00%	29	4	2	Y	2	N	08/2025			
	Exc Award (06/30/2019)																
135445	Trichy Samayapuram Shine	07/26/2018	Active(2)	23	8	7	4.55%	23	7	4	Y			01/2026			
115065	TRICHY TEMPLE CITY NO 1 TOLGATE	09/13/2011	Active	48	3	0	6.67%	49		5	Y			08/2025			
	Exc Award (06/30/2023, 06/30/2024)																



Club Health Assessment for DISTRICT 3242 F through January 2026

			Status		Membership					Reports				Finance		LCIF			
Club Number	Club Name	Charter Date	Times in Status Quo in Past 2 Years	Current Member Count **	YTD Members Added	YTD Members Dropped	YTD Net Growth% ***	Member Count 1 Year Ago	Dropped Members Avg.Length of Service	Months Since Membership Update	Current Officers Reported ****	Current President Repeated Term	VP Reported *****	Last Date Reported Service (mm/yyyy)	Account Balance	YTD Donations			
147679	Udayarpalayam Royal	07/23/2021	Active	24	0	1	-4.00%	26	4	1	Y			09/2025					
64241	ULLIKKOTTAI	04/30/2001	Active(1)	25	1	0	4.17%	24		1	Y			11/2025					
119556	Uppidamangalam	06/10/2013	Active	20	1	0	5.26%	21		5	Y	2		11/2025					
	Exc Award (06/30/2024)																		
63678	UPPILIYAPURAM	11/08/2000	Active	80	6	8	-2.44%	86	11	1	Y		N	08/2025		\$1,024.21			
	Exc Award (06/30/2020)																		
101082	VAILANKANNI	01/24/2008	Active	45	2	0	4.65%	44		0	Y			12/2025					
	Exc Award (06/30/2017, 06/30/2023, 06/30/2024)																		
65094	VAIRICHETTIPALAYAM	03/22/2002	Active	27	0	0	0.00%	37		5	Y		N	09/2025					
	Exc Award (06/30/2020, 06/30/2021, 06/30/2023)																		
112164	VAITHEESHVARANKOIL TEMPLE CITY	09/02/2011	Active	32	1	0	3.23%	32		2	Y			01/2026		\$2,001.86			
	Exc Award (06/30/2020, 06/30/2021, 06/30/2023, 06/30/2024)																		
111050	VAITHEESWARANKOIL CENTRAL	05/09/2011	Active	59	9	0	18.00%	55		3	Y			08/2025					
151774	Vaitheeswarankoil Victory	08/01/2022	Active	37	6	1	15.63%	33	0	1	Y		N	12/2025					
	Exc Award (06/30/2024)																		
42487	VEDARANIAM	03/30/1983	Active	102	13	6	7.37%	95	21	0	Y		N	12/2025		\$1,140.01			
	Exc Award (06/30/2021)																		
123925	Velliyanai	01/07/2015	Active(1)	19	0	0	0.00%	21		0	Y	2		01/2026					
107673	VILAKKUDI	02/24/2010	Active	25	1	5	-13.79%	29	7	1	Y			08/2025					
	Exc Award (06/30/2019, 06/30/2023)																		
Current Total Clubs Count	YTD New Clubs Count	YTD Cancelled Clubs Count	YTD Net Club Gain	Current Total Members Count	YTD Add	YTD Drop	YTD Net Growth	YTD Net Growth %	Member Count 12 Months Ago	Average Member Count Per Club	% of Clubs with less than 20 members	% No Officer Report in 12 Months	% of Clubs with balance 90+ days	Number of Clubs in Status Quo	% Status Quo Clubs in Financial Suspension	Number of Cancelled Clubs	Average Cancelled Club Age	Members Lost Due to Cancellation	% of Clubs Cancelled for Non-Financial Reasons
304	39	1	38	11,768	2,209	487	1,722	17.14%	10,590	39	13%	1%	5%	0	0%	1	15	18	0%

* - P - Priority Club. Cancellation Reasons: 1-Objectives/conduct, 2-Non-active club, 5-Non-existing club, 6-Disbanding, 7-Merger, 8-Financial Suspension, 9-District/Multiple District Dues.

** Red denotes below 15 active members.

*** Red denotes 20% + loss.

**** Y - all 3 (President, Secretary, Treasurer) club officers reported, N - not all 3 reported.

***** Abbreviation: N-New, IP-Immediate Past, R-Repeat.